



GRASPOINTNER  
Sustainable innovation.




MED CAMPUS, Graz – Austria

For those who show the way forward.

Product Catalogue  
Austria 2023/24



[www.say.bg/linkedin](http://www.say.bg/linkedin)



[www.say.bg/en/blog](http://www.say.bg/en/blog)

BBG

# Contents

Fields of application .....	4
Material description .....	5
Hydraulics .....	6

## BG-FILCOTEN® ..... 8 – 63

self, NW 100 .....	12 – 13
spot .....	14 – 15
step .....	16 – 17

light & light mini, NW 100 .....	18 – 19
light & light mini, NW 150 .....	20 – 21
light Accessories .....	22

parkline .....	24 – 25
city mini .....	26 – 27
spot-p .....	28 – 29

tec & tec mini, NW 100 .....	30 – 31
tec & tec mini, NW 150 .....	32 – 33
tec, NW 200 .....	34

pro & pro mini, NW 100 .....	36 – 37
pro & pro mini, NW 150 .....	38 – 39
pro & pro mini, NW 200 .....	40 – 41
pro & pro mini, NW 300 .....	44 – 45
pro, NW 400 .....	46

connect, NW 100 / 150 / 200 / 300 .....	48
---	----

green NW 400 .....	50
--------------------	----

light / tec / pro sump units .....	52
tec / pro accessories .....	54
light / tec / pro locking systems for gratings .....	55
Gratings overview BG-FILCOTEN® .....	56

## BG-CLASSIC ..... 64 – 89

BGU-Z universal channels SV G .....	66 – 67
BGU-Z universal channels SV V .....	68 – 69
BGU-Z universal channels SV V/G Gratings .....	70

BGZ-S heavy-duty channels SV G .....	72 – 74
BGZ-S heavy-duty channels SV G Gratings .....	75

Accessories BG-CLASSIC .....	76
------------------------------	----

BG-SI safety channel NW 200 .....	78
BG-SL slot channel profile U, NW 100 .....	79

Sump units BG-CLASSIC .....	80
Gratings overview BG-CLASSIC .....	82 – 83

BIG I .....	84 – 85
BIG TANK, NW 500 .....	86

Moat channel, NW 300 / 400 .....	87
----------------------------------	----

## BG-FLEX ..... 90 – 121

FA facade channel, RB 100 .....	92 – 93
FA facade channel, RB 130 .....	94 – 95
FA facade channel, RB 150 .....	96 – 97
FA facade channel, RB 200 .....	98 – 99
FA facade channel, RB 250 .....	100 – 101
FA facade channel accessories .....	102 – 103

glass, RB 130 / 200 .....	104 – 105
---------------------------	-----------

TE terrace slot channel, SW 18 .....	106
TM terrace channel, RB 60 .....	107
stone, width 150 .....	108 – 109

omega .....	112 – 115
sigma tec .....	116 – 119
Gratings overview BG-FLEX .....	120 – 121

## BG-ROAD ..... 122 – 125

LEFIX® shoulder slab BP 500 .....	124
LEFIX® shoulder slab BP 350 .....	125

## Universal accessories ... 126 – 127

Sealing system .....	126
Lifting grabs .....	126

## Installation guidelines ... 128 – 139

Installation guidelines BG-FILCOTEN® .....	128 – 131
Installation guidelines BG-CLASSIC .....	132 – 133
Installation examples .....	133
Installation guidelines BG-FLEX .....	134 – 137
Installation guidelines BG-ROAD LEFIX® .....	138 – 139



# Fields of application

Classification as per EN 1433


Load classes <sup>1)</sup>	Application areas	Channel type
 <b>A 15</b>	Traffic areas which are only used by pedestrians and cyclists and similar areas e.g. urban green and open spaces.	light / spot / step / parkline / tec ..... 16 – 37 FA / glass. .... 90 – 99 TE / TM / stone ..... 100 – 103
 <b>B 125</b>	Sidewalks, pedestrian areas and comparable areas, car parks or car parking decks, garages, driveways.	light / spot. .... 16 – 23 parkline ..... 26 – 27 spot-p / tec ..... 30 – 37 omega / sigma tec ..... 106 – 115
 <b>C 250</b>	Only applies to tops / drainage channels in the curbstone area which may extend 0.5 m into the carriageway and 0.2 m into the pavement, as measured from the curbside, and for roadsides not used by vehicles.	light ..... 16 – 21 parkline / city mini ..... 26 – 29 tec / pro ..... 32 – 48 Moat channel ..... 106 – 115 omega / sigma tec ..... 106 – 115
 <b>D 400</b>	Carriageways of roads (including pedestrian zones), road verges, car parks and similar fortified thoroughfares.	pro / connect / green. .... 48 – 51 one ..... 58 – 63 BGU-Z / BGZ-S ..... 68 – 71 BIG I / BIG TANK ..... 80 – 83
 <b>E 600</b>	Private thoroughfares which are used by vehicles with heavy wheel loads, e.g. routes for industrial construction.	pro / green ..... 48 – 51 one ..... 58 – 63 BGU-Z / BGZ-S ..... 68 – 71 BG-SI / BG-SL / BIG I ..... 74 – 75 BIG TANK ..... 82 – 87
 <b>F 900</b>	Areas which are used by especially heavy wheel loads, e.g. air traffic areas of commercial airports.	one ..... 58 – 63 BGZ-S ..... 68 – 71 BG-SI / BG-SL ..... 74 – 75 BIG I ..... 80 – 81 BIG TANK ..... 82 – 87

<sup>1)</sup> Load class in kN



# Material description

## Properties for material selection




FILCOTEN® HPC

FILCOTEN® HPC (High Performance Concrete) is a material that combines excellent technical properties with sustainability. The optimised high-density micro-structure of the HPC allows the construction of drainage channels in a lightweight design with the same stability and load class as conventional concrete systems. FILCOTEN® HPC is unique when it comes to environmental friendliness thanks to the sparing use of raw materials and due to the fact that it is tested for hazardous materials<sup>4)</sup> guaranteed as harmless in terms of the biological standards of construction, as IBR certified<sup>3)</sup>, 100% recyclable<sup>2)</sup>.


- High-performance mineral concrete (dense, low-capillary, optimized structure)
- High strength and frost resistant
- Fire protection class A1
- Expansion coefficient identical to concrete
- UV resistant
- Compressive strength far exceeding the requirements of EN 1433
- Low water absorption and penetration
- 100% recyclable – quality class U-A<sup>2)</sup>
- IBR certified<sup>3)</sup>, free from: VOCs, styrol<sup>4)</sup> and biozides, heavy metals, radioaktivität

Find more about FILCOTEN® HPC on pages 8 and 9.



Concrete

Production and monitoring of the quality requirements according to EN 1433 – monitored and certified according to ISO 9001.



Galvanised steel


Steel parts in the channel systems are coated in a protective zinc coating. To ensure lasting corrosion protection, this layer must itself be protected against mechanical and chemical damage. Contact with calcareous or cement-bound materials (screed, etc.) can destroy or dissolve the protective zinc layer. Condensation also corrodes the protective layer, which results in the formation of white rust formation (corrosion of the zinc layer) – this is not a defect.



Ductile iron

Ductile iron has a high level of resistance against aggressive media such as salt water. The “rust-brown” discolouration of the ductile iron is due to a natural oxidation process and provides protection against further oxidation. The so-called “rust” does not weaken the ground material and does not constitute a reason for a complaint.

Ductile iron gratings with EDP (electrophoretic dip painting) are available at extra cost.



Stainless steel

Contrary to popular belief, stainless steel can corrode. Base metals (in dust or chip form, for example) cause contact corrosion on stainless steel surfaces, forming „rust spots“. Therefore, we recommend storing our stainless steel channels and gratings in a dry place and sorted appropriately. Regular cleaning must be ensured in case of contact with de-icing salt. For our stainless steel edges and gratings, material no. 1.4301 (V2A) is used as standard. Stainless steel gratings made from material no. 1.4571 (V4A) are available at extra cost.

<sup>2)</sup> Quality class U-A (certified by the Bautechnische Versuchs- und Forschungsanstalt Salzburg (bvfs)).

<sup>3)</sup> meets the strict criteria of the Rosenheim Institute for Building Biology (IBR).

<sup>4)</sup> No use of synthetic resins.

# Hydraulics

Shallow channels											
	up to class C 250 kN				up to class E 600 kN						
Channel type:	city mini 100	light mini 100	light mini 150	tec mini 100	pro mini 100		pro mini 150		pro mini 200		pro mini 300
Height:	65 mm	55 mm	100 mm	80 mm	60 mm	80 mm	100 mm	120 mm	100 mm	120 mm	120 mm
Capacity (l/m)	2.7	3.5	8.0	4.0	2.3	4.0	8.3	11.3	11.0	14.9	19.5
Qmax (l/s)	0.4	0.3	1.9	0.7	0.2	0.5	0.9	2.3	1.5	2.2	1.5
Precipitation (l/s ha)	maximum area to be drained (m <sup>2</sup> )										
200	20	15	95	35	10	25	45	115	75	110	75
250	16	12	76	28	8	20	36	92	60	88	60
300	13	10	63	23	6	16	30	76	50	73	50
350	11	8	54	20	5	14	25	65	42	62	42
400	10	7	47	17	5	12	22	57	37	55	37

BG-FLEX   Steel channels									
	Facade channels (walkable and wheelchair-accessible)							up to class C 250 kN	
Channel type:	FA RB 130			FA RB 200		FA RB 250		omega SW 16	sigma tec NW 100
Height:	50 mm	80 mm	180 mm	50 mm	90 mm	50 mm	90 mm	65 – 200 mm	50 mm
Capacity (l/m)	2.9	5.9	15.9	5.0	12.0	6.8	15.8	2,3 – 10,3	2.8
Qmax (l/s)	0.4	1.5	7.6	0.8	3.8	1.1	4.9	0,2 – 1,9	0.4
Precipitation (l/s ha)	maximum area to be drained (m <sup>2</sup> )								
200	20	75	380	40	190	50	240	10 – 95	20
250	16	60	304	32	152	40	190	8 – 76	16
300	13	50	253	26	126	30	160	6,6 – 63	13
350	11	42	217	22	108	30	140	5,7 – 54	11
400	10	37	190	20	95	20	120	5 – 47	10

COMMENT: This average calculation of shallow and steel channels is based on a line length of 10 metres and free runout for each channel type specified.  
We will be pleased to draft an exact hydraulic calculation adapted to the local conditions for you at any time.

Channels without edges										
	up to class C 250 kN									
Channel type:	light 100		light 150		Standard channel NW 100		Standard channel NW 150		Standard channel NW 200	
Height:	0	10-0	0	10-0	0	10-0	0	10-0	0	10-0
Capacity (l/m)	8.3	13.2	16.8	24.2	6.4	16.4	17.8	25.3	27.7	47.7
Qmax (l/s)	2.5	5.9	5.8	11.9	1.6	7.2	6.9	12.1	12.2	28.7
Precipitation (l/s ha)	maximum area to be drained (m <sup>2</sup> )									
200	120	290	290	590	80	360	340	600	610	1430
250	100	230	230	470	60	280	270	480	480	1140
300	80	190	190	390	50	240	230	400	400	950
350	70	160	160	340	40	200	190	340	340	820
400	60	140	140	290	40	180	170	300	300	710

COMMENT: This average calculation is based on a line length of 20 metres and free run-out for each channel type specified.  
We will be pleased to draft an exact hydraulic calculation adapted to the local conditions for you at any time.

## BG-FILCOTEN®-channels with edges

	up to class C 250 kN						up to class E 600 kN													
Channel type:	tec 100		tec 150		tec 200		pro 100			pro 150			pro 200			pro 300			pro 400	
Height:	0	10-0	0	10-0	H=195	0	0	10-0	20-0	0	10-0	20-0	0	10-0	20-0	0	10-0	20-0	0	30-0
Capacity (l/m)	8.9	13.9	19.8	27.2	25.1	35.0	8.3	12.5	16.5	20.4	26.5	31.8	35.7	43.7	50.8	72.8	85.3	95.9	140.0	200.0
Qmax (l/s)	2.6	5.9	7.9	15	11.1	21.3	2.5	5.3	10.1	9.6	17.1	25.5	21.0	33.4	46.7	49.4	72.1	96.5	146.0	269.0
Precipitation (l/s ha)	maximum area to be drained (m <sup>2</sup> )																			
200	130	290	390	750	550	1060	120	260	500	480	850	1270	1050	1670	2330	2470	3600	4820	7300	13450
250	100	230	310	600	440	850	100	210	400	380	680	1020	840	1330	1860	1970	2880	3860	5840	10760
300	80	190	260	500	370	710	80	170	330	320	570	850	700	1110	1550	1640	2400	3210	4860	8960
350	70	160	220	420	310	600	70	150	280	270	480	720	600	950	1330	1410	2060	2750	4170	7680
400	60	140	190	370	270	530	60	130	250	240	420	630	520	830	1160	1230	1800	2410	3650	6720

## BG-FILCOTEN® one

	up to class F 900 kN			
Channel type:	one 150		one 200	
Height:	0	40-0	0	40-0
Capacity (l/m)	22.0	52.0	37.0	77.0
Qmax (l/s)	12.5	48.0	22.0	77.0
Precipitation (l/s ha)	maximum area to be drained (m²)			
200	625	2400	1100	3850
250	500	1920	880	3080
300	416	1600	730	2560
350	357	1370	620	2200
400	312	1200	550	1920



Our technical support service will be pleased to assist you and to provide you with a hydraulic calculation at any time: Phone: +43 6233/8900-0 / [office@bg-graspointner.com](mailto:office@bg-graspointner.com)

## Heavy duty channels

	up to class F 900 kN												
Channel type:	BGZ-S SV 100			BGZ-S SV 150			BGZ-S SV 200			BGZ-S SV 300		BGZ-S 400	BGZ-S 500
Height:	0	10-0	20-0	0	10-0	20-0	0	10-0	20-0	0	CH 700	0	0
Capacity (l/m)	8.9	13.9	18.9	20.0	27.5	35.0	35.7	45.7	55.7	80.3	148.2	138.0	210.0
Qmax (l/s)	2.7	5.5	9.0	8.4	13.8	20.2	18.2	26.8	36.5	53.3	145.0	110.0	191.0
Precipitation (l/s ha)	maximum area to be drained (m <sup>2</sup> )												
200	130	270	450	420	690	1010	910	1340	1820	2660	7250	5500	9550
250	100	220	360	330	550	800	720	1070	1460	2130	5800	4400	7640
300	90	180	300	280	460	670	600	890	1210	1770	4830	3660	6360
350	70	150	250	240	390	570	520	760	1040	1520	4140	3140	5450
400	60	130	220	210	340	500	450	670	910	1330	3620	2750	4770

COMMENT: This average calculation is based on a line length of 20 metres and free run-out for each channel type specified.  
We will be pleased to draft an exact hydraulic calculation adapted to the local conditions for you at any time.



# BG-FILCOTEN® When opposites,

FILCOTEN® HPC (High Performance Concrete) is a material that unites outstanding technical properties with ecological sustainability. The optimised high-density structure of HPC makes it possible to construct highly stable lightweight drainage channels – but it's the idea behind it that makes it unique.

## Unique concept, revolutionary results.

Our engineers wanted to create something which combines two extreme opposites: maximum performance with minimal environmental impact.

## Maximum performance, minimal environmental impact.

After intensive development, they finally achieved their goal. FILCOTEN® HPC embodies these opposites, making it unique in the marketplace.



### Minimal weight

- FILCOTEN® HPC enables a lightweight construction
- quick and easy to install
- Dimensionally stable, robust concrete elements



### Maximum robustness

- Unsurpassed stability and durability
- High pressure resistance clearly exceeding the requirements per EN 1433 for concrete channels



### Resistant to extreme temperatures and UV light

- Maximum resistance to frost and de-icing salt
- UV resistant



### Fireproof

- Non-combustible building material – Class A1
- Therefore emits no toxic smoke



### Perfect hold: in the concrete bed

- Ideal expansion coefficient, identical to that of the surrounding concrete



### High drainage performance

- Low water absorption and penetration
- Smooth channel surface for high drainage performance and optimal self-cleaning effect



# attract great things.



## Verified Life Cycle Assessment

- ecological transparency under ISO 14040/14044 and EN 15804
- ideal for sustainable construction projects



## Sustainable production

- Manufactured with 100% green power
- Resource-efficient manufacturing process
- approx. 40% from in-house photovoltaic plant



## End-to-end resource conservation

- 100% recyclable, certified
- Quality class U-A (certified by the Bautechnische Versuchs- und Forschungsanstalt Salzburg (bvfs)).



## Certified for sustainability and low emissions

- Certified environmental and energy management under ISO 14001 or 50001 at the location of Oberwang / AT
- certified biologically sound construction material that meets the stringent testing criteria of the IBR, the Institute for Biologically Sound Construction, for heavy metals, VOCs, biocides and radioactivity, styrene free <sup>1)</sup>



Sustainability

BG-FILCOTEN®



Class A 15– F 900



# Down to the last **detail** the **top choice** for **professionals.**

**BG-FILCOTEN®**

Be it regular day-to-day business or special projects involving extreme challenges, BG-FILCOTEN® channel systems are in their element on any terrain. After all, these drainage systems represent the high art of engineering and the culmination of many years of experience working to meet the needs and requirements of our customers.


Our FILCOTEN® HPC (High Performance Concrete) enables intelligent lightweight construction that affords greater drainage performance, convenient installation and maximum stability and robustness for highly efficient solutions.



GRASPOINTNER  
Sustainable innovation.

<sup>1)</sup> No use of synthetic resins.






BG-FILCOTEN® self  
up to class B 125

pages 12 – 13




BG-FILCOTEN® spot  
up to class B 125

pages 14 – 15




BG-FILCOTEN® step  
walkable

pages 16 – 17



BG-FILCOTEN® light  
up to class C 250

pages 18 – 23




BG-FILCOTEN® parkline  
up to class C 250

pages 24 – 25




BG-FILCOTEN® city mini  
up to class C 250

pages 26 – 27



BG-FILCOTEN® spot-p  
up to class C 250

pages 28 – 29



BG-FILCOTEN® tec  
up to class C 250

pages 30 – 35



BG-FILCOTEN® pro  
up to class E 600

pages 36 – 46



BG-FILCOTEN® connect  
up to class E 600

pages 48 – 49



BG-FILCOTEN® green  
up to class E 600

pages 50 – 51



BG-FILCOTEN® one  
up to class F 900

pages 58 – 63



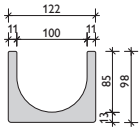
Technical data: [www.say.bg/en/bg-filcoten](http://www.say.bg/en/bg-filcoten)

## BG-FILCOTEN® channel systems sorted by application areas:

Motorway	1 2 3 4 5 6 7 8 9 10 11 12	Logistics area	1 2 3 4 5 6 7 8 9 10 11 12
platform	1 2 3 4 5 6 7 8 9 10 11 12	Exhibition halls	1 2 3 4 5 6 7 8 9 10 11 12
Facade	1 2 3 4 5 6 7 8 9 10 11 12	parking decks & garages	1 2 3 4 5 6 7 8 9 10 11 12
airport (airside)	1 2 3 4 5 6 7 8 9 10 11 12	Parking area (truck)	1 2 3 4 5 6 7 8 9 10 11 12
Pedestrian zones	1 2 3 4 5 6 7 8 9 10 11 12	Parking area (car)	1 2 3 4 5 6 7 8 9 10 11 12
Garage driveway	1 2 3 4 5 6 7 8 9 10 11 12	slot drainage	1 2 3 4 5 6 7 8 9 10 11 12
landscape constr.	1 2 3 4 5 6 7 8 9 10 11 12	Sports facility	1 2 3 4 5 6 7 8 9 10 11 12
harbour	1 2 3 4 5 6 7 8 9 10 11 12	terrace	1 2 3 4 5 6 7 8 9 10 11 12
Front entrance	1 2 3 4 5 6 7 8 9 10 11 12	underground car park	1 2 3 4 5 6 7 8 9 10 11 12
Storage area	1 2 3 4 5 6 7 8 9 10 11 12	garage	1 2 3 4 5 6 7 8 9 10 11 12

up to class B 125


# BG-FILCOTEN® self



## BG-FILCOTEN® self, NW 100

Drainage channel made of FILCOTEN® HPC (High Performance Concrete) up to class B, covers lockable


Item no.	SET-item	Load class	Weight	Pc./pallet
10710200	SET self L = 1000 mm incl. slotted grating SW 5/80	accessible by car	8.6 kg	48
10710280	SET self L = 500 mm incl. slotted grating SW 5/80	accessible by car	4.8 kg	48
10710100	SET self L = 1000 mm incl. ductile iron mesh grating MW 15/25	B 125	11.9 kg	48
10710180	SET self L = 500 mm incl. ductile iron mesh grating MW 15/25	B 125	8.9 kg	48
10710101	SET self L = 1000 mm incl. ductile iron slotted grating SW 10/85	B 125	11.0 kg	48
10710181	SET self L = 500 mm incl. ductile iron slotted grating SW 10/85	B 125	9.0 kg	48
10710203	SET self L = 1000 mm incl. slot top V NW 100, SW 12,5 <sup>1)</sup>	B 125	12.1 kg	48
10710283	SET self L = 500 mm incl. slot top V NW 100, SW 12,5 <sup>1)</sup>	B 125	8.7 kg	48
Item no.	Accessories	Material	Weight	Pc./pallet
10710190	SET sump unit incl. ductile iron mesh grating and silt bucket		19.6 kg	10
10710191	SET sump unit incl. ductile iron mesh grating and silt bucket		19.8 kg	10
10710290	SET sump unit incl. slotted grating SW5/80 and silt bucket		17.8 kg	10
10710293	SET sump unit incl. maintenance unit SW 12,5 and silt bucket		21.1 kg	10
19010221	self front cap	galvanised	0.1 kg	
19010222	self end cap with outlet	galvanised	0.4 kg	




Ductile iron mesh grating  
MW 15/25




ductile iron slotted grating  
SW 10/85




Slotted grating SW 5/80,  
class C, galvanised  
& stainless steel



slot top class B 125,  
SH 80 mm, SW 12,5



self front cap,  
galvanised



end cap with outlet,  
galvanised



self sump unit  
L = 500 mm incl. silt bucket  
made of plastic

# References





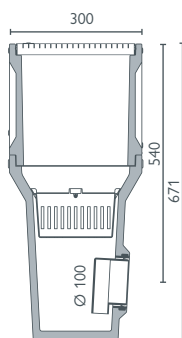
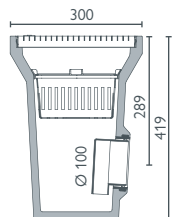
up to class B 125

# BG-FILCOTEN® spot

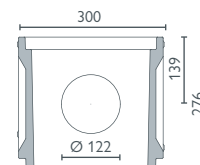
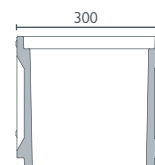
## BG-FILCOTEN® spot

Yard drainage made of FILCOTEN® HPC (High Performance Concrete) – accessible by car

Item no.	spot / class A 15 – accessible by car	L/W/H	Weight	Pcs./Pallet
14130001	spot incl. mesh grating galvanised steel with locking spring locking, MW 25/12.5 mm, odour trap and silt bucket	300/300/419	21.5 kg	16
14130020	spot gully top	300/300/276	12.3 kg	18
14130023	spot gully top incl. drilling, Ø 122	300/300/276	11.4 kg	18



spot with car-safe mesh grating incl. odour trap and silt trap,  
optional gully top

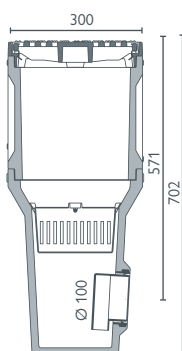
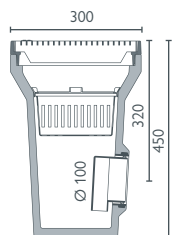


spot gully top with or without outlet opening Ø 122

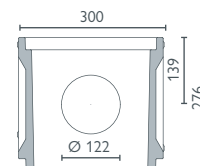
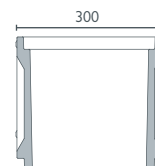
## BG-FILCOTEN® spot

Yard drainage made of FILCOTEN® HPC (High Performance Concrete) **incl. ductile iron frame** – up to class B 125

Item no.	spot with ductile iron frame / class A 15 – B 125	L/W/H	Weight	Pcs./Pallet
14130101	spot incl. ductile iron frame, galvanised steel mesh grating with fix-locking, MW 25/12.5 mm, odour trap and silt bucket	300/300/450	24.8 kg	16
14130102	spot incl. ductile iron frame, ductile iron grating (EN-GJS) with fix-locking, radial design, odour trap and silt trap	300/300/450	26.7 kg	16
14130020	spot gully top	300/300/276	12.3 kg	18
14130023	spot gully top incl. drilling, Ø 122	300/300/276	11.4 kg	18



spot incl. ductile iron frame  
with mesh grating or ductile iron grating up to class B  
incl. odour trap and silt trap  
Optional gully top




spot gully top with or without outlet opening Ø 122  
Ductile iron frame can be transposed




GRASPOINTNER  
Sustainable innovation.

# References





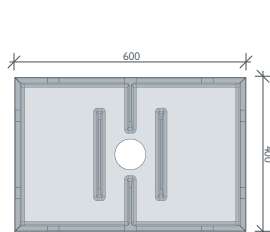
# BG-FILCOTEN<sup>®</sup> step



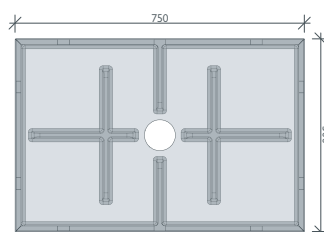
## BG-FILCOTEN<sup>®</sup> step

Shoe-scraper box made of FILCOTEN<sup>®</sup> HPC (High Performance Concrete)  
with integrated frame made of galvanised steel (V)

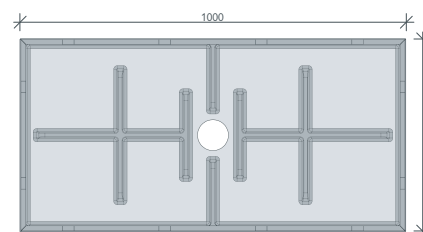
Item no.	Shoe-scraper box	Material	Weight	Pcs./Pallet
14155001	step, 600/400/80	FILCOTEN <sup>®</sup> HPC	13.5 kg	20
14155002	step, 750/500/80	FILCOTEN <sup>®</sup> HPC	21.7 kg	20
14155003	step, 1000/500/80	FILCOTEN <sup>®</sup> HPC	28.6 kg	10
Item no.	Gratings	Material	Weight	Pcs./Pallet
17555001	Mesh grating, 600/400/20, MW30/10	galvanised steel	4.4 kg	100
17555002	Mesh grating, 750/500/20, MW30/10	galvanised steel	6.9 kg	60
17555003	Mesh grating, 1000/500/20, MW30/10	galvanised steel	8.5 kg	30
17555011	Rubber mat, anthracite, 600/400/20	Alu / ribbed	3.0 kg	100
17555012	Rubber mat, anthracite, 750/500/20	Alu / ribbed	4.7 kg	60
17555013	Rubber mat, anthracite, 1000/500/20	Alu / ribbed	6.3 kg	30
17555021	Rubber profile mat, black, 600/400/20	Alu / rubber	4.3 kg	100
17555022	Rubber profile mat, black, 750/500/20	Alu / rubber	6.7 kg	60
17555023	Rubber profile mat, black, 1000/500/20	Alu / rubber	8.9 kg	30




step 600/400/80




step 750/500/80




step 1000/500/80



Mesh grating MW30/10  
galvanised steel



Rips-mat  
anthracite



Rubber profile-mat  
black

## References






# Keeps pace with any challenge

BG-FILCOTEN® step is the first shoe scraper made with FILCOTEN® HPC. With all the positive benefits: lightweight, high-stability construction. An excellent design affords a secure fit and easy installation. Suitable for home front doors and side entrances as well as commercial buildings.


## Rubber profile mat, black

- Can also be used in exposed areas
- Wheelchair accessible and washable




## Ribbed mat, anthracite

- For reliable shoe dust and dirt removal
- For roofed areas
- Durable, robust, easy to vacuum



## Mesh grating MW 30/10

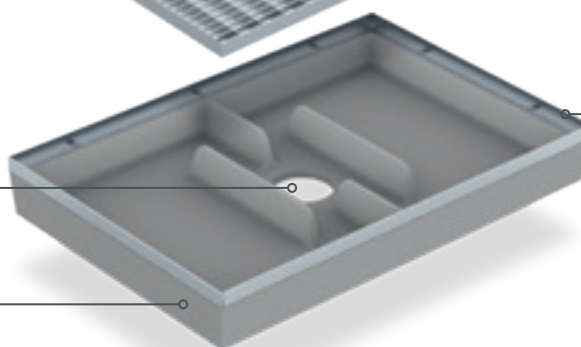
- Galvanised steel, tough, corrosion-resistant
- Recommended in exposed areas



[www.say.bg/step-einbau-video](http://www.say.bg/step-einbau-video)

## Outlet

- Infiltration or sewer connection
- Ø 100



## Galvanized steel edge

- Galvanised for a long service life
- Clean and elegant connection for surrounding surfaces

## Box made of FILCOTEN® HPC

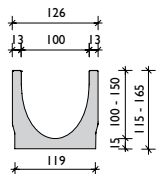

- smooth, highly homogeneous surface thanks to FILCOTEN® HPC (High Performance Concrete)
- Surface affords easy cleaning

## Your benefits at a glance:

- Keeps entrances clean – with mesh grating, ribbed mat or rubber mat
- Secure hold, no shifting when shoe scraping
- Very easy to handle, perfect for self-installation
- Three different sizes are available

up to class C 250

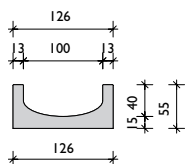

# BG-FILCOTEN® light



## BG-FILCOTEN® light, NW 100

Drainage channel made of FILCOTEN® HPC (High Performance Concrete) up to class C, gratings lockable

Item no.	Channel body with safety joint	Slope	Weight	Pcs./Pallet
10311000	light NW 100, no. 0	0.0 %	10.7 kg	30
10311050	light NW 100, no. 0, L = 500 mm	0.0 %	5.4 kg	24
10311061	light NW 100, no. 5-0	0.0 %	13.4 kg	24
10311051	light NW 100, no. 5-0, L = 500 mm, for drilling <sup>2)</sup>	0.0 %	8.7 kg	24
10311062	light NW 100, no. 10-0	0.0 %	16.0 kg	24
10311070	light NW 101, no. 0, with outlet opening Ø 100	0.0 %	10.3 kg	30
10311071	light NW 101, no. 5-0, with outlet opening Ø 100	0.0 %	13.0 kg	24
10311072	light NW 101, no. 10-0, with outlet opening Ø 100	0.0 %	15.6 kg	24
10311001-10	light NW 100, no. 1 to no. 10	0.5 %	11.1 – 15.5 kg	24



## BG-FILCOTEN® light mini, NW 100

Drainage channel made of FILCOTEN® HPC (High Performance Concrete) with a very low construction height up to class C

Item no.	Channel body with safety joint	Slope	Weight	Pcs./Pallet
10110000	light mini NW 100, H = 55 mm	0.0 %	7.7 kg	70
10110070	light mini NW 101, H = 55 mm, with outlet opening Ø 100	0.0 %	7.4 kg	70


## Channel body with outlet opening

The position of the outlet opening and/or the lateral drill-hole (left/right) can be freely selected.

The maximum lateral drill-hole diameter with NW 100 is Ø 86 mm.  
T- or cross-pieces can be produced easily and quickly.



For questions, please contact our technical support team.



GRASPOINTNER  
Sustainable innovation.

<sup>1)</sup> Delivery time on request.

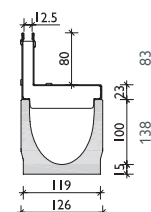
<sup>2)</sup> Lateral and/or vertical drill-hole, see picture on page 18.

<sup>3)</sup> If the lower part is not used, threaded rods and nuts must be provided by the customer.

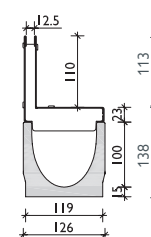
## Gratings and accessories

for BG-FILCOTEN® light and light mini, NW 100

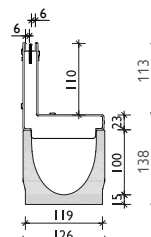
Item no.	Gratings	Load class	Weight	Pc./pallet
17010200	light slotted grating 1000/124/2, SW 8/80	A 15	1.6 kg	240
17010201	light slotted grating 500/124/2, SW 8/80	A 15	0.8 kg	48
17010300	light slotted grating 1000/124/2, SW 8/80, stainless steel <sup>1)</sup>	A 15	1.6 kg	240
17010301	light slotted grating 500/124/2, SW 8/80, stainless steel <sup>1)</sup>	A 15	0.8 kg	48
17010210	light mesh grating 1000/124/2, MW 30/10	accessible by car	2.6 kg	180
17010211	light mesh grating 500/124/2, MW 30/10	accessible by car	1.3 kg	48
17010310	light mesh grating 1000/124/2, MW 30/10, stainless steel <sup>1)</sup>	accessible by car	2.6 kg	180
17010311	light mesh grating 500/124/2, MW 30/10, stainless steel <sup>1)</sup>	accessible by car	1.3 kg	48
17010100	light ductile iron mesh grating 500/124/5, MW 15/25	C 250	2.6 kg	240
17010150	light ductile iron mesh grating 500/124/5, MW 15/25, KTL-coated	C 250	2.6 kg	240
Item no.	BG-FILCOTEN® slot tops V asymmetric incl. accessories	Load class	Weight	Pc./pallet
17110237	Slot top V NW 100, 1000/123/103, SH 80, SW 12.5 mm	B 125	4.4 kg	48
17110238	Slot top V NW 100, 500/123/103, SH 80, SW 12.5 mm	B 125	2.2 kg	24
17110297	Maintenance unit V NW 100, 500/123/103, SH 80, SW 12.5 mm	B 125	4.1 kg	24
17110243	Slot top V NW 100, 1000/123/133, SH 110, SW 12.5 mm	C 250	5.4 kg	36
17110244	Slot top V NW 100, 500/123/133, SH 110, SW 12.5 mm	C 250	2.7 kg	24
17110281	Maintenance unit V NW 100, 500/123/133, SH 110, SW 12.5 mm	C 250	5.0 kg	24
17111204	Slot top 2S, Heelproof V NW 100, 1000/123/133, SH 110, SW 2x6mm	C 250	5.8 kg	36
17111205	Slot top 2S, Heelproof V NW 100, 500/123/133, SH 110, SW 2x6mm	C 250	3.0 kg	24
17111206	Maintenance unit 2S, Heelproof V NW 100, 500/123/133, SH 110, SW 2x6mm	C 250	5.3 kg	24
37962	Construction time cover for slot top SW 12 mm and SW 2x6 mm, L = 1000 mm, wood		0.1 kg	
13399	Opening tool for maintenance unit cover – 2 pcs. required, plastic		0.1 kg	
Item no.	BG-FILCOTEN® slot tops E asymmetric incl. accessories	Load class	Weight	Pc./pallet
17110337	Slot top E NW 100, 1000/123/103, SH 80, SW 12.5 mm	B 125	4.4 kg	48
17110338	Slot top E NW 100, 500/123/103, SH 80, SW 12.5 mm	B 125	2.2 kg	24
17110397	Maintenance unit E NW 100, 500/123/103, SH 80, SW 12.5 mm	B 125	4.1 kg	24
17110343	Slot top E NW 100, 1000/123/133, SH 110, SW 12.5 mm	C 250	5.4 kg	36
17110344	Slot top E NW 100, 500/123/133, SH 110, SW 12.5 mm	C 250	2.7 kg	24
17110381	Maintenance unit E NW 100, 500/123/133, SH 110, SW 12.5 mm	C 250	5.0 kg	24
17111310	Slot top 2S, Heelproof E NW 100, 1000/123/103, SH 80, SW 2x6 mm	B 125	5.0 kg	48
17111311	Slot top 2S, Heelproof E NW 100, 500/123/103, SH 80, SW 2x6 mm	B 125	2.5 kg	24
17111312	Maintenance unit 2S, Heelproof E NW 100, 500/123/103, SH 80, SW 2x6 mm	B 125	4.3 kg	24
17111304	Slot top 2S, Heelproof E NW 100, 1000/123/133, SH 110, SW 2x6 mm	C 250	5.8 kg	36
17111305	Slot top 2S, Heelproof E NW 100, 500/123/133, SH 110, SW 2x6 mm	C 250	3.0 kg	24
17111306	Maintenance unit 2S, Heelproof E NW 100, 500/123/133, SH 110, SW 2x6 mm	C 250	5.3 kg	24
17111307	Slot top 3S, Heelproof E NW 100, 1000/123/133, SH110, SW 3x6 mm	C 250	6.5 kg	36
17111308	Slot top 3S, Heelproof E NW 100, 500/123/133, SH110, SW 3x6 mm	C 250	3.3 kg	24
17111309	Maintenance unit 3S, Heelproof E NW 100, 500/123/133, SH110, SW 3x6 mm	C 250	5.6 kg	24
37962	Construction time barrier for slot top SW 12 mm and SW 2x6 mm, L = 1000 mm, wood		0.1 kg	
37963	Cover tape for all slot tops, 50 mm wide, roll of 33 m		0.1 kg	
13399	Opening tool for maintenance unit cover – 2 pcs. required, plastic		0.1 kg	
Item no.	Accessories	Material	Weight	Pc./pallet
10310094	light sump unit 500/140/500 incl. pipe coupling Ø 100 and plastic sediment bucket	FILCOTEN® HPC	25.1 kg	10
30056	Odour trap for sump unit for backfitting Ø 100	plastic	0.1 kg	
30019	Odour trap for outlet opening Ø 100	plastic	0.2 kg	
19010401	light front cap, without socket, closed	plastic	0.1 kg	
19010400	light end cap with outlet Ø 100	plastic	0.1 kg	
19010230	light front cap	galvanised	0.3 kg	
19010330	light front cap <sup>1)</sup>	stainless steel	0.3 kg	
19010200	light mini front cap	galvanised	0.1 kg	
19010300	light mini front cap <sup>1)</sup>	stainless steel	0.1 kg	
19015926	SET installation supports, size 1, lower section, including nuts <sup>3)</sup>	galvanised	1.1 kg	
19015927	SET installation supports, size 1, top section, including bolts	galvanised	0.4 kg	
32080	light interlocking clip for mesh grating	galvanised	0.1 kg	
32067	light interlocking clip for ductile iron mesh grating	painted black	0.1 kg	
32068	light interlocking bracket (bolted) for ductile iron mesh grating	painted black	0.1 kg	



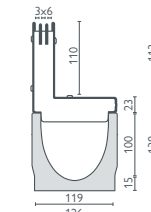
Slot top SW 12.5 class B



Slot top SW 12.5 class C



Slot top 2S, Heelproof SW 2x6, class C




Slot top 3S, Heelproof SW 3x6, class C

NEW



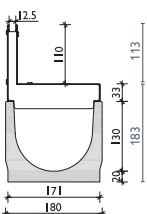
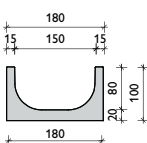
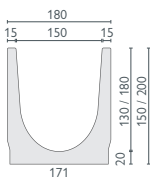
The retaining spring in the ductile iron mesh grating ensures a secure hold of the cover in the channel body.



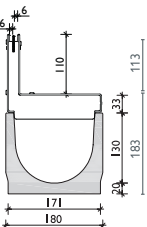
Slot tops symmetric, for load class D 400 or special parts on request.  
Installation guidelines at [www.bg-graspointner.com](http://www.bg-graspointner.com)

up to class C 250

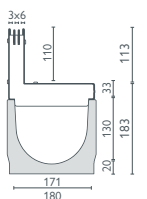
# BG-FILCOTEN® light



Slot top  
SW 12.5 class C



Slot top 2S,  
Heelproof  
SW 2x6, class C



Slot top 3S,  
Heelproof  
SW 3x6, class C

## BG-FILCOTEN® light, NW 150

Drainage channel made of FILCOTEN® HPC (High Performance Concrete) up to class C, gratings lockable

Item no.	Channel body with safety joint	Slope	Weight	Pcs./Pallet
10315000	light NW 150, no. 0	0.0 %	20.6 kg	20
10315050	light NW 150, no. 0, L = 500 mm	0.0 %	10.3 kg	16
10315062	light NW 50, no. 10-0	0.0 %	26.2 kg	12
10315052	light NW 150, no. 10-0, L = 500 mm	0.0 %	13.1 kg	16
10315070	light NW 151, no. 0, with outlet opening Ø 150	0.0 %	19.9 kg	20
10315072	light NW 151, no. 10-0, with outlet opening Ø 150	0.0 %	25.5 kg	12

## BG-FILCOTEN® light mini, NW 150

Drainage channel made of FILCOTEN® HPC (High Performance Concrete) with a very low construction height up to class C

Item no.	Channel body with safety joint	Slope	Weight	Pcs./Pallet
10115000	FILCOTEN light mini NW 150, H = 100 mm	0.0 %	16.8 kg	32
10115070	light mini NW 151, H = 100 mm, with outlet opening Ø 100	0.0 %	16.2 kg	32

## Gratings and accessories

for BG-FILCOTEN® light and light mini, NW 150

Item no.	Gratings	Load class	Weight	Pc./pallet
17015200	light slotted grating 1000/178/3, SW 8/130	A 15	2.5 kg	128
17015201	light slotted grating 500/178/3, SW 8/130	A 15	1.3 kg	48
17015210	light mesh grating 1000/178/2, MW 30/10	accessible by car	4.6 kg	100
17015211	light mesh grating 500/178/2, MW 30/10	accessible by car	2.3 kg	48
17015100	light ductile iron mesh grating 500/178/7, MW 15/28	C 250	4.6 kg	200
Item no.	BG-FILCOTEN® slot tops V asymmetric incl. accessories	Load class	Weight	Pc./pallet
17115243	Slot top V NW 150, 1000/173/143, SH 110, SW 12.5 mm	C 250	6.7 kg	24
17115244	Slot top V NW 150, 500/173/143, SH 110, SW 12.5 mm	C 250	3.3 kg	16
17115281	Maintenance unit V NW 150, 500/173/143, SH 110, SW 12.5 mm	C 250	5.9 kg	16
17116204	Slot top 2S, Heelproof V NW 150, 1000/173/143, SH 110, SW 2x6 mm	C 250	7.0 kg	24
17116205	Slot top 2S, Heelproof V NW 150, 500/173/143, SH 110, SW 2x6 mm	C 250	3.5 kg	16
17116206	Maintenance unit 2S, Heelproof V NW 150, 500/173/143, SH 110, SW 2x6 mm	C 250	6.1 kg	16
37962	Construction time barrier for slot top SW 12 mm and SW 2x6 mm, L = 1000 mm, wood		0.1 kg	
13399	Opening tool for maintenance unit cover – 2 pcs. required, plastic		0.1 kg	
Item no.	BG-FILCOTEN® slot tops E asymmetric incl. accessories	Load class	Weight	Pc./pallet
17115343	Slot top E NW 150, 1000/173/143, SH 110, SW 12.5 mm	C 250	6.7 kg	24
17115344	Slot top E NW 150, 500/173/143, SH 110, SW 12.5 mm	C 250	3.3 kg	16
17115381	Maintenance unit E NW 150, 500/173/143, SH 110, SW 12.5 mm	C 250	5.9 kg	16
17116304	Slot top 2S, Heelproof E NW 150, 1000/173/143, SH 110, SW 2x6mm <sup>1)</sup>	C 250	7.0 kg	24
17116305	Slot top 2S, Heelproof E NW 150, 500/173/143, SH 110, SW 2x6mm <sup>1)</sup>	C 250	3.5 kg	16
17116306	Maintenance unit 2S, Heelproof E NW 150, 500/173/143, SH110, SW 2x6mm <sup>1)</sup>	C 250	6.1 kg	16
17116307	Slot top 3S, Heelproof E NW 150, 1000/173/143, SH110, SW 3x6 mm <sup>1)</sup>	C 250	7.7 kg	24
17116308	Slot top 3S, Heelproof E NW 150, 500/173/143, SH110, SW 3x6 mm <sup>1)</sup>	C 250	3.9 kg	16
17116309	maintenance unit 3S, Heelproof, E NW 150, 500/173/143, SH110, SW 3x6 mm <sup>1)</sup>	C 250	6.5 kg	16
37962	Construction time barrier for slot top SW 12 mm and SW 2x6 mm, L = 1000 mm, wood		0.1 kg	
37963	Cover tape for all slot tops, 50 mm wide, roll of 33 m		0.1 kg	
13399	Opening tool for maintenance unit cover – 2 pcs. required, plastic		0.1 kg	
Item no.	Accessories	Material	Weight	Pc./pallet
10315092	light sump unit 500/195/650 incl. pipe coupling Ø 150 and plastic sediment bucket	FILCOTEN® HPC	45.3 kg	8
30030	Odour trap made of PVC sewer pipes Ø 150/87°	plastic	3.9 kg	
30057	Odour trap for sump unit for backfitting Ø 150	plastic	0.2 kg	
19015230	light front/end cap	galvanised	0.5 kg	
19015232	light front/end cap with outlet Ø 100	galvanised	0.4 kg	
19015330	light front/end cap <sup>1)</sup>	stainless steel	0.5 kg	
19015332	light front/end cap with outlet Ø 100 <sup>1)</sup>	stainless steel	0.4 kg	
19015200	light mini front/end cap	galvanised	0.3 kg	
19015300	light mini front/end cap <sup>1)</sup>	stainless steel	0.3 kg	
19020926	SET installation supports, size 2, lower section, including nuts <sup>2)</sup>	galvanised	1.2 kg	
19020927	SET installation supports, size 2, top section, including bolts	galvanised	0.5 kg	
32080	light interlocking clip for mesh grating	galvanised	0.1 kg	
32067	light interlocking clip for ductile iron mesh grating	painted black	0.1 kg	
32068	light interlocking bracket (bolted) for ductile iron mesh grating	painted black	0.1 kg	



Slot tops symmetric, for load class D 400 or special parts on request. Installation guidelines at [www.bg-graspointner.com](http://www.bg-graspointner.com)




GRASPOINTNER  
Sustainable innovation.

<sup>1)</sup> Delivery time on request.


<sup>2)</sup> If the lower part is not used, threaded rods and nuts must be provided by the customer.



## Gratings: BG-FILCOTEN® light and light mini, NW 100 and 150




slotted grating NW 100 SW 8/80, class A, galvanised and stainless steel  
slotted grating NW 150 SW 8/130, class A, galvanised steel



Mesh grating MW 30/10, accessible by car  
NW 100 galvanised and stainless steel / NW 150 galvanised only



Ductile iron mesh grating, class C  
MW 15/25 for NW 100  
MW 15/28 for NW 150



Slot top  
SW 12.5 mm, class B, NW 100, V & E  
SW 12.5 mm, class C, NW 100 / 150, V & E  
2S, SW 2x6 mm, class B NW 100, E  
2S, SW 2x6 mm C, NW 100 / 150, V & E  
3S, SW 3x6 mm, class C, NW 100 / 150, E

### BG-FILCOTEN® slot top covering



Slot tops are particularly suitable for architecturally challenging surfaces in which the design is just as important as the function.

The narrow slot width of 12.5 mm and/or 2 x 6 mm and 3 x 6 mm on our Heelproof versions with double and/or triple slot means that they can be perfectly fitted into the alignment of slots on the surface.

Throughout the construction period, the construction time cover and/or the cover tape should remain in the slot top as this prevents deformation and contamination of the system.

The maintenance units are integrated into the channel thread. This does not damage the visuals of the thread profile.

The recessed cover of the maintenance unit can be quickly and easily removed for cleaning purposes using a lifting grip.




### In-/Outlet cross-section

If channel runs have a line length of more than 2 meters, the water flows off just as well with a slot top as with a classic cover.

#### The reason:

The inlet cross-section of the slot top is – as the inlet cross-section of a classic cover – larger than the flow cross-section of the connected sewer pipe.

The amount of draining water is limited by the drainpipe and not by the inlet cross sections of the cover.



## BG-FILCOTEN<sup>®</sup> light



prefabricated outlet opening Ø 100 (NW 100) or Ø 150 (NW 150)



Drainpipe, made of PVC sewer pipe installed on site




Positioning of outlet opening: Channel end to outlet opening centre = 250 mm



a) Odour trap for bottom outlet consisting of 3 parts

b) outlet pipe has to be put into outlet opening before mounting the channel



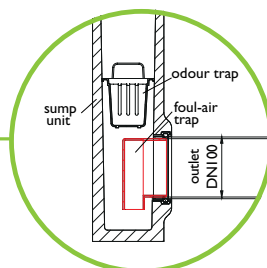
c) The two remaining parts complete the odour trap (only for NW 100)!



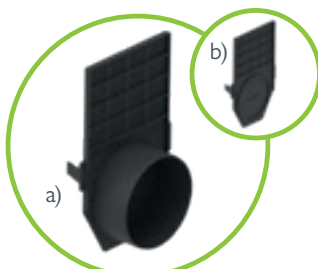
light sump unit, L=500 mm, incl. silt bucket made of plastic, to fit NW



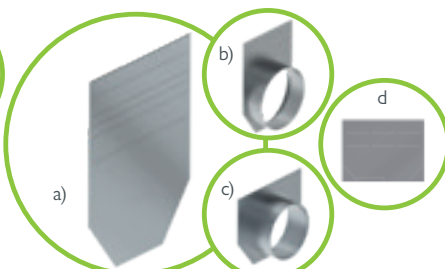
Odour trap for sump unit for retrofitting Ø 100/150  
Installation: Insert the odour trap from the inside and connect with the sewage pipe.



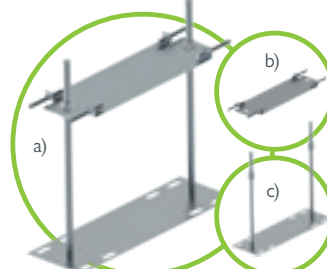
Odour trap made of PVC bends suitable for sump units with outlets Ø 150




a) Plastic front cap with outlet  
b) front cap made of plastic, closed



a) front cap NW 100 / 150  
b) end cap NW 150 with outlet Ø 150  
b) End cap NW 150 with outlet Ø 100  
d) Mini front cap



Installation supports to fit NW made of galvanised steel  
a) Top part set + lower part set  
b) Top part set incl. bolts  
c) Lower part set incl. nuts



Locking mechanism of the mesh gratings with interlocking clip



Interlocking clips for Ductile iron mesh gratings



Interlocking clip for mesh gratings




Interlocking bracket (bolted) for ductile iron mesh gratings



Sealing system suitable for all channels with safety joint

# References





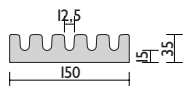

up to class C 250

# BG-FILCOTEN®

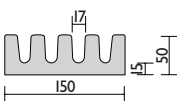
parkline

## BG-FILCOTEN® parkline, nominal width 150 – CH 35 mm

Channel made of FILCOTEN® HPC (High Performance Concrete) up to class C, capacity: 1,1 l/m



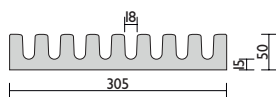

Item no.	Channel body	Slope	Weight	Pcs./Pallet
12515005	parkline 150, H = 35 mm, SW 12.5 mm	0.0 %	9.2 kg	80
12515075	parkline 151, H = 35 mm, SW 12.5 mm, with outlet opening Ø 100	0.0 %	8.9 kg	80
Item no.	Accessories	Material	Weight	Pcs./Pallet
14140000	sump pit 440/440/500 <sup>2)</sup>	FILCOTEN® HPC	51.5 kg	8
12515084	Cross corner element, 150/150/35mm, H = 35mm, SW 12.5mm	FILCOTEN® HPC	1.3 kg	
12515383	Drain cover, double bridge	stainless steel	0.2 kg	
12515385	Front cap	stainless steel	0.1 kg	
19015926	SET installation supports, size 1, lower section, including nuts <sup>1)</sup>	galvanised	1.1 kg	
19015927	SET installation supports, size 1, top section, including bolts	galvanised	0.4 kg	
12515291	Construction time cover, 1000/150/14 mm	galvanised steel	1.5 kg	
12515392	Cleaning rake (without handle)	stainless steel	0.3 kg	



## BG-FILCOTEN® parkline, nominal width 150 – CH 50 mm

Channel made of FILCOTEN® HPC (High Performance Concrete) up to class C, capacity: 2,0 l/m

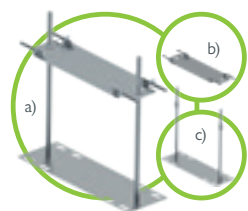
Item no.	Channel body	Slope	Weight	Pcs./Pallet
12515001	parkline 150, H = 50 mm, SW 17 mm	0.0 %	11.9 kg	60
12515071	parkline 151, H = 50 mm, SW 17 mm, with outlet opening Ø 100	0.0 %	11.6 kg	60
Item no.	Accessories	Material	Weight	Pcs./Pallet
14140000	sump pit 440/440/500 <sup>2)</sup>	FILCOTEN® HPC	51.5 kg	8
12515081	Cross corner element, 150/150/50mm, H = 50mm, SW 17mm	FILCOTEN® HPC	1.8 kg	
12515384	Drain cover	stainless steel	0.1 kg	
12515386	Front cap	stainless steel	0.1 kg	
19015926	SET installation supports, size 1, lower section, including nuts <sup>1)</sup>	galvanised	1.1 kg	
19015927	SET installation supports, size 1, top section, including bolts	galvanised	0.4 kg	
12515292	Construction time cover, 1000/150/14 mm	galvanised steel	1.3 kg	
12515391	Cleaning rake (without handle)	stainless steel	0.2 kg	



## BG-FILCOTEN® parkline, nominal width 300 – CH 50 mm

Channel made of FILCOTEN® HPC (High Performance Concrete) up to class C, capacity: 4,5 l/m

Item no.	Channel body	Slope	Weight	Pcs./Pallet
12530000	parkline 300, H = 50 mm, SW 18 mm	0.0 %	25.3 kg	30
12530070	parkline 301, H = 50 mm, SW 18 mm, with outlet opening Ø 100	0.0 %	25.0 kg	30
Item no.	Accessories	Material	Weight	Pcs./Pallet
14140000	sump pit 440/440/500 <sup>2)</sup>	FILCOTEN® HPC	51.5 kg	8
12530080	Cross corner element, 300/300/50mm, H = 50mm, SW 18mm	FILCOTEN® HPC	7.6 kg	
12515384	Drain cover	stainless steel	0.1 kg	
12530386	Front cap	stainless steel	0.1 kg	
19030926	SET installation supports, size 3, lower section, including nuts <sup>1)</sup>	galvanised	1.4 kg	
19030927	SET installation supports, size 3, top section, including bolts	galvanised	0.7 kg	
12530291	Construction time cover, 1000/300/20 mm	galvanised steel	2.8 kg	
12530390	Cleaning rake (without handle)	stainless steel	0.5 kg	

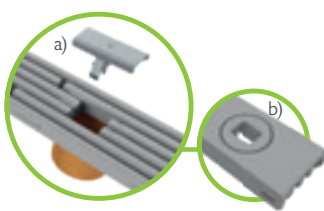


Installation supports, galvanised, to match NW


- a) Top part set + lower part set
- b) Top part set incl. bolts
- c) Lower part set incl. nuts




cross element from FILCOTEN® HPC for easy creation of train crossings



a) Drain cover made of stainless steel  
b) Outlet opening



Construction time cover to fit nominal width made of galvanised steel



front cap



GRASPOINTNER  
Sustainable innovation.

<sup>1)</sup> If the lower part is not used, threaded rods and nuts must be provided by the customer.

<sup>2)</sup> Details to BG-FILCOTEN® spot-p sump pit see on pages 28 and 29.



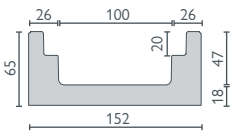

# References



up to class C 250

# BG-FILCOTEN®

city mini



## BG-FILCOTEN® city mini

Complete drainage channel made of FILCOTEN® HPC (High Performance Concrete)  
incl. edge and grating bearing, protection against longitudinal movement and fiX-locking

Item no.	Channel body NW 100	Slope	Weight	Pcs./Pallet
10810000	city mini NW 100, H = 65 mm	0.0 %	11.2 kg	55
10810070	city mini NW 101, H = 65 mm, with outlet opening Ø 100	0.0 %	10.0 kg	55
Item no.	Accessories	Material	Weight	Pc./pallet
14140000	sump pit 440/440/500 <sup>1)</sup>	FILCOTEN® HPC	51.5 kg	8
19010001	city mini front cap	FILCOTEN® HPC	0.3 kg	
19010390	city mini end cap with outlet Ø 50	stainless steel	0.2 kg	
Covers with fiX-locking (no bolt connection) & slot tops class C				
Gratings & slot tops class C – see BG-FILCOTEN® tec NW 100				Page 35




city mini front cap,  
made of FILCOTEN® HPC



city mini end cap with outlet  
Ø 50 mm, made of stainless steel

## Innovation for increased precision:

The wedge-shaped connector system enables direction-independent installations and precise connection of the channel elements. In this way, the installation of the BG-FILCOTEN® city mini becomes much easier and more space-saving.



# References



GRASPOINTNER  
Sustainable innovation.

<sup>1)</sup> Details to BG-FILCOTEN® spot-p sump pit see on pages 28 and 29.

# Small dimensions, great effect.

The new reference class for parking garages and underground car parks:  
BG-FILCOTEN® city mini: the first drainage channel made entirely of  
FILCOTEN® HPC, with all the corresponding advantages. Extremely  
stable and robust, yet lightweight and high-performing. A channel that  
perfectly matches our mission statement: sustainable and innovative.

## COMBee design grating

- made of polyamide PA6; corrosion-free and UV-resistant
- up to load class C 250
- fiX locking system, protection against longitudinal movement
- anti-slip honeycomb profile

## One-material drainage channel

- incl. edge and grate bearing
- protection against longitudinal movement and  
fiX-locking integrated in the channel body
- very low construction height of 65 mm

## Mesh grating, MW 30/10

- made of stainless steel
- up to load class C 250
- fiX locking system, protection against  
longitudinal movement

## Tongue/groove/tenon system

- non-directional positioning possible
- Rebated channel edge seals off the water flow

## front cap

- from FILCOTEN® HPC

## Optional outlet opening

- Ø 100

## end cap with outlet

- made of stainless steel
- Ø 50 mm

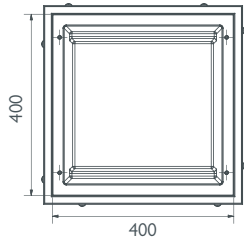
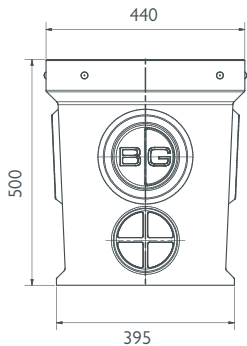

## Your benefits at a glance:

- Drainage channel made entirely of FILCOTEN® HPC
- environmentally friendly, stable and lightweight
- quick and easy installation
- Combine with COMBee design grating for  
a completely corrosion-free system
- integrated anchoring pockets
- with optional outlet opening Ø 100



up to class C 250


# BG-FILCOTEN<sup>®</sup> spot-p sump pit



## BG-FILCOTEN<sup>®</sup> spot-p


Sump pit made of FILCOTEN<sup>®</sup> HPC (High Performance Concrete) incl. preformed in- and outlet opening with forsheda-sealings

Item no.	sump pit made of FILCOTEN HPC <sup>®</sup>	Material	Weight	Pcs./Pallet
14140000	spot-p 440/440/500	FILCOTEN <sup>®</sup> HPC	51.5 kg	8
Item no.	Gratings	Load class	Weight	Pc./pallet
17540201	spot-p mesh grating, 400/400/30, MW 30/30, galvanised	car accessible	3.3 kg	50
20700301	spot-p mesh grating, 400/400/30, MW 30/10, stainless steel	B 125	10.0 kg	50
20700302	spot-p mesh grating, 400/400/30, MW 30/10, stainless steel	C 250	11.8 kg	50
Item no.	Accessories	Material	Weight	Pc./pallet
30033	Surcharge for 1 drilling in sump pit Ø 100 (Ø 138 mm)			
31310	Forsheda sealing Ø 100	Elastomer	0.4 kg	
32108	fixing bolt M8x25 (quantity: 4 pcs. per grating)	stainless steel		



BG-FILCOTEN<sup>®</sup> spot-p sump pit  
made of FILCOTEN<sup>®</sup> HPC with preformed part  
(Ø 138 mm) for a Forsheda sealing Ø 100

Mesh grating MW 30/10, stainless steel



BG-FILCOTEN<sup>®</sup> parkline  
element heights 35 and 50 mm  
up to class C | pages 24 – 25



BG-FILCOTEN<sup>®</sup> city mini  
up to class C | pages 26 – 27



BG-FLEX sigma tec  
up to class C | pages 118 – 121



GRASPOINTNER  
Sustainable innovation.


# Four connections on the **spot**.

The BG-FILCOTEN® spot-p sump pit.

Made of innovative FILCOTEN® HPC, the BG-FILCOTEN® spot-p sump pit is the most tolerant component in our product range with its capacity to connect up to four different channels all at the same time.

## Four connections, easy handling and maximum reliability.

Underground car parks, private garages, carports and workshops are the preferred terrain for the monolithically constructed BG-FILCOTEN® spot-p. With its 47-litre retention capacity, the spot-p feels very much at home here collecting surface water. The retained water can be quickly and easily pumped away: simply remove the grating, insert the pump, run the pump, done.



### Innovative material

- monolithic component
- made entirely of FILCOTEN® HPC
- sturdy, durable and lightweight

### Three different gratings

- B 125 and C 250 grates, 4-point boltable, made of 1.4301 stainless steel
- car accessible, made of galvanised steel

### Four connections

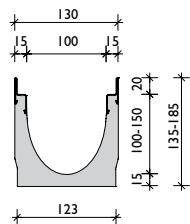

- connectable on up to 4 sides
- with drain option if required
- compatible with channel systems with a low construction height of up to 80 mm
- connects via a Ø 100 PVC pipe elbow and Forsheda seal

### Optional outlet

- drain option available for discharge into mineral oil separator

### Your benefits at a glance:

- Sturdy, lightweight and durable thanks to the FILCOTEN® HPC monolithic structure
- Can connect up to four different channels
- Easy to handle and maintain
- Suitable for garages, carports, underground car parks and workshops

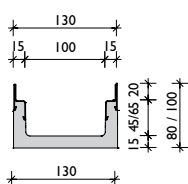



galvanised steel edge or stainless steel edge

## BG-FILCOTEN® tec incl. edges, nominal width 100

Drainage channel made of FILCOTEN® HPC (High Performance Concrete) with integrated galvanised (V) or stainless steel edge (E), up to class C

Item no.	Channel body with galvanised steel edge and safety joint	Slope	Weight	Pcs./Pallet
10410200	tec V NW 100, no. 0	0.0 %	13.4 kg	30
10410250	tec V NW 100, no. 0, L = 500 mm	0.0 %	6.6 kg	24
10410261	tec V NW 100, no. 5-0	0.0 %	16.1 kg	25
10410251	tec V NW 100, no. 5-0, L = 500 mm, for drilling <sup>2)</sup>	0.0 %	9.4 kg	24
10410262	tec V NW 100, no. 10-0	0.0 %	18.7 kg	25
10410270	tec V NW 101 no. 0, with outlet opening Ø 100	0.0 %	13.1 kg	30
10410271	tec V NW 101 no. 5-0, with outlet opening Ø 100	0.0 %	15.8 kg	25
10410272	tec V NW 101 no. 10-0, with outlet opening Ø 100	0.0 %	18.4 kg	25
10410201-10	tec V NW 100, no. 1 to no. 10	0.5 %	13,4 - 18,5 kg	25
Item no.	Channel body with stainless steel edge and safety joint	Slope	Weight	Pcs./Pallet
10410300	tec E NW 100, no. 0 <sup>1)</sup>	0.0 %	13.4 kg	30
10410350	tec E NW 100, no. 0, L=500 mm <sup>1)</sup>	0.0 %	6.6 kg	24
10410361	tec E NW 100, no. 5 -0 <sup>1)</sup>	0.0 %	16.1 kg	25
10410351	tec E NW 100, no. 5-0, L = 500 mm, for drilling <sup>1) 2)</sup>	0.0 %	9.4 kg	24
10410362	tec E NW 100, no. 10 -0 <sup>1)</sup>	0.0 %	18.7 kg	25
10410370	tec E NW 101, no. 0, with outlet opening Ø 100 <sup>1)</sup>	0.0 %	13.1 kg	30
10410371	tec E NW 101, no. 5-0, with outlet opening Ø 100 <sup>1)</sup>	0.0 %	15.8 kg	25
10410372	tec E NW 101, no. 10-0, with outlet opening Ø 100 <sup>1)</sup>	0.0 %	18.4 kg	25
10410301-10	tec E NW 100, no. 1 to no. 10 <sup>1)</sup>	0.5 %	13,4 - 18,5 kg	25



galvanised steel edge or stainless steel edge

## BG-FILCOTEN® tec mini incl. edges, nominal width 100

Drainage channel made of FILCOTEN® HPC (High Performance Concrete) with integrated galvanised (V) or stainless steel edge (E) up to class C – very low construction height

Item no.	Channel body with galvanised steel edge and safety joint	Slope	Weight	Pcs./Pallet
10210201	tec V mini NW 100, H = 80 mm	0.0 %	9.1 kg	48
10210202	tec V mini NW 100, H = 100 mm	0.0 %	10.5 kg	42
10210271	tec V mini NW 101, H=80 mm, with outlet opening Ø 100	0.0 %	8.8 kg	48
10210272	tec V mini NW 101, H=100 mm, with outlet opening Ø 100	0.0 %	10.3 kg	42
Item no.	Channel body with stainless steel edge and safety joint	Slope	Weight	Pcs./Pallet
10210301	tec E mini NW 100, H = 80 mm <sup>1)</sup>	0.0 %	9.1 kg	48
10210302	tec E mini NW 100, H = 100 mm <sup>1)</sup>	0.0 %	10.5 kg	42
10210371	tec mini E NW 101, H = 80 mm, with outlet opening Ø 100 <sup>1)</sup>	0.0 %	8.8 kg	48
10210372	tec mini E NW 101, H = 100 mm, with outlet opening Ø 100 <sup>1)</sup>	0.0 %	10.3 kg	42

## Channel body with outlet opening

The position of the outlet opening and/or the lateral drill-hole (left/right) can be freely selected for 5-0 channels.


Maximum lateral drilling diameter:

- with NW 100 ø 86 mm
- with NW 150 ø 130 mm
- with NW 200 ø 180 mm

T- or cross-pieces can be produced easily and quickly.



For questions, please contact our technical support team.



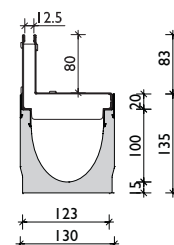


## Gratings and accessories

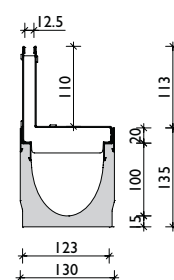
for BG-FILCOTEN® tec and tec mini with galvanised (V)

or stainless steel edge (E), nominal width 100

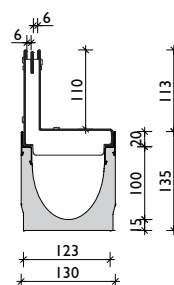
Item no.	Covers with fiX-locking (no bolt connection)	Load class	Weight	Pc./pallet
17010220	tec mesh grating 1000/122/20, MVV 30/10	B 125	2.8 kg	120
17010221	tec mesh grating 500/122/20, MVV 30/10	B 125	1.4 kg	48
17010222	tec mesh grating 1000/122/20, MVV 30/10	C 250	3.3 kg	120
17010223	tec mesh grating 500/122/20, MVV 30/10	C 250	1.6 kg	48
17010322	tec mesh grating 1000/122/20, MVV 30/10, stainless steel <sup>1)</sup>	C 250	3.3 kg	120
17010323	tec mesh grating 500/122/20, MVV 30/10, stainless steel <sup>1)</sup>	C 250	1.6 kg	48
17010202	tec slotted grating 1000/122/20, SW 8/80 <sup>3)</sup>	A 15	1.5 kg	120
17010203	tec slotted grating 500/122/20, SW 8/80 <sup>3)</sup>	A 15	0.8 kg	48
17010206	tec slotted grating 1000/122/20, SW 8/80 <sup>1) 3)</sup>	C 250	4.5 kg	60
17010207	tec slotted grating 500/122/20, SW 8/80 <sup>1) 3)</sup>	C 250	2.2 kg	48
tec slotted gratings on request in stainless steel available.				
17010204	tec perforated grating 1000/122/20, Ø 6,0 mm	A 15	1.9 kg	120
17010205	tec perforated grating 500/122/20, Ø 6,0 mm	A 15	1.0 kg	48
17010228	tec perforated grating 1000/122/20, Ø 6,0 mm	C 250	3.3 kg	96
17010229	tec perforated grating 500/122/20, Ø 6,0 mm	C 250	1.7 kg	48
tec slotted gratings on request in stainless steel available.				
17010401	tec COMBee design grating 500/123/20, Ø 7,3 mm, plastic PA6 <sup>3)</sup>	B 125	0.9 kg	160
17010402	tec COMBee design grating 500/123/20, Ø 7,3 mm, plastic PA6 <sup>3)</sup>	C 250	1.1 kg	160
17010403	tec plastic slotted grating 500/123/20, SW 8/40, plastic PA6	B 125	0.9 kg	160
17010404	tec plastic slotted grating 500/123/20, SW 8/40, plastic PA6	C 250	1.1 kg	160
17010111	tec ductile iron slotted grating 500/122/20, SW 10/100	B 125	2.6 kg	240
17010186	tec LED ductile iron elongated bar grating 500/122/20, MW 29/13 <sup>1)</sup>	D 400	3.4 kg	240
17010101	tec ductile iron elongated bar grating 500/122/20, MW 29/13	C 250	3.2 kg	240
17010106	tec ductile iron elongated bar grating 500/122/20, MW 29/6, narrow SW	C 250	3.6 kg	240
tec design gratings – different designs <sup>1) 3)</sup> see pro design gratings NW 100				
32087	tec anti-vandalism locking device Requirement: 2 pieces per cover	stainless steel	0.1 kg	
Item no.	BG-FILCOTEN® slot tops V asymmetric incl. accessories	Load class	Weight	Pc./pallet
17110237	Slot top V NW 100, 1000/123/103, SH 80, SW 12.5 mm	B 125	4.4 kg	48
17110238	Slot top V NW 100, 500/123/103, SH 80, SW 12.5 mm	B 125	2.2 kg	24
17110297	Maintenance unit V NW 100, 500/123/103, SH 80, SW 12.5 mm	B 125	4.1 kg	24
17110243	Slot top V NW 100, 1000/123/133, SH 110, SW 12.5 mm	C 250	5.4 kg	36
17110244	Slot top V NW 100, 500/123/133, SH 110, SW 12.5 mm	C 250	2.7 kg	24
17110281	Maintenance unit V NW 100, 500/123/133, SH 110, SW 12.5 mm	C 250	5.0 kg	24
17111204	Slot top 2S, Heelproof V NW 100, 1000/123/133, SH 110, SW 2x6 mm	C 250	5.8 kg	36
17111205	Slot top 2S, Heelproof V NW 100, 500/123/133, SH 110, SW 2x6 mm	C 250	3.0 kg	24
17111206	Maintenance unit 2S, Heelproof V NW 100, 500/123/133, SH 110, SW 2x6 mm	C 250	5.3 kg	24
37962	Construction time barrier for slot top SW 12 mm and SW 2x6 mm, L = 1000 mm, wood		0.1 kg	
13399	Opening tool for maintenance unit cover – 2 pcs. required, plastic		0.1 kg	
Item no.	BG-FILCOTEN® slot tops E asymmetric incl. accessories	Load class	Weight	Pc./pallet
17110343	Slot top E NW 100, 1000/123/133, SH 110, SW 12.5 mm	C 250	5.4 kg	36
17110344	Slot top E NW 100, 500/123/133, SH 110, SW 12.5 mm	C 250	2.7 kg	24
17110381	Maintenance unit E NW 100, 500/123/133, SH 110, SW 12.5 mm	C 250	5.0 kg	24
17111310	Slot top 2S, Heelproof E NW 100, 1000/123/103, SH 80, SW 2x6 mm	B 125	5.0 kg	48
17111311	Slot top 2S, Heelproof E NW 100, 500/123/103, SH 80, SW 2x6 mm	B 125	2.5 kg	24
17111312	Maintenance unit 2S, Heelproof E NW 100, 500/123/103, SH 80, SW 2x6 mm	B 125	4.3 kg	24
17111304	Slot top 2S, Heelproof E NW 100, 1000/123/133, SH 110, SW 2x6 mmv	C 250	5.8 kg	36
17111305	Slot top 2S, Heelproof E NW 100, 500/123/133, SH 110, SW 2x6 mmv	C 250	3.0 kg	24
17111306	Maintenance unit 2S, Heelproof E NW 100, 500/123/133, SH 110, SW 2x6 mm	C 250	5.3 kg	24
17111307	Slot top 3S, Heelproof E NW 100, 1000/123/133, SH110, SW 3x6 mm	C 250	6.5 kg	36
17111308	Slot top 3S, Heelproof E NW 100, 500/123/133, SH110, SW 3x6 mm	C 250	3.3 kg	24
17111309	Maintenance unit 3S, Heelproof E NW 100, 500/123/133, SH110, SW 3x6 mm	C 250	5.6 kg	24
37962	Construction time barrier for slot top SW 12 mm and SW 2x6 mm, L = 1000 mm, wood		0.1 kg	
37963	Cover tape for all slot tops, 50 mm wide, roll of 33 m		0.1 kg	
13399	Opening tool for maintenance unit cover – 2 pcs. required, plastic		0.1 kg	
Item no.	Accessories	Material	Weight	Pc./pallet
10410293	tec sump unit V 500/144/500 incl. pipe coupling Ø 100 and plastic sediment bucket	FILCOTEN® HPC	24.2 kg	10
10410393	tec sump unit E 500/144/500 incl. pipe coupling Ø 100 and plastic silt bucket <sup>1)</sup>	FILCOTEN® HPC	24.2 kg	10
30030	Odour trap made of PVC sewer pipes Ø 150/87°	plastic	3.9 kg	
30056	Odour trap for sump unit for backfitting Ø 100	plastic	0.1 kg	
30019	Odour trap for outlet opening Ø 100	plastic	0.2 kg	
19010401	tec front cap, without socket, closed	plastic	0.1 kg	
19010400	tec front/end cap with outlet Ø 100	plastic	0.1 kg	
19010230	tec front cap	galvanised	0.3 kg	
19010330	tec front cap <sup>1)</sup>	stainless steel	0.3 kg	
19010200	tec mini front cap	galvanised	0.1 kg	
19010300	tec mini front cap <sup>1)</sup>	stainless steel	0.1 kg	
19015926	SET installation supports, size 1, lower section, including nuts <sup>4)</sup>	galvanised	1.1 kg	
19015927	SET installation supports, size 1, top section, including bolts	galvanised	0.4 kg	



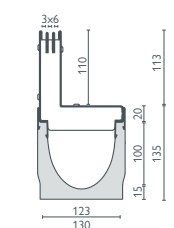
Slot top SW 12.5  
class B



Slot top  
SW 12.5 class C



Slot top 2S,  
Heelproof  
SW 2x6, class C



Slot top 3S,  
Heelproof  
SW 3x6, class C



Slot tops symmetric, for load  
class D 400 or special parts  
on request.

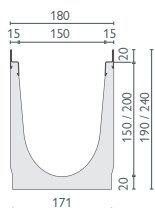

NEW

Installation guidelines at  
[www.bg-graspoinner.com](http://www.bg-graspoinner.com)

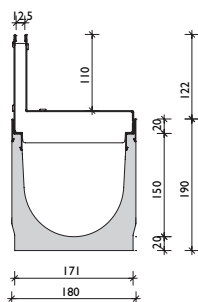
up to class C 250

# BG-FILCOTEN®

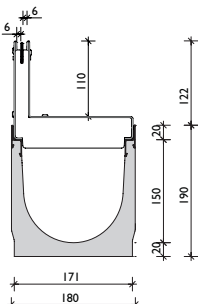
tec



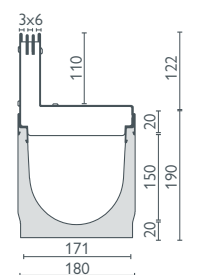
galvanised  
or stainless steel edge



Slot top  
SW 12.5, class C



Slot top 2S,  
Heelproof  
SW 2x6, class C



Slot top 3S,  
Heelproof  
SW 3x6, class C

## BG-FILCOTEN® tec incl. edges, nominal width 150

Drainage channel made of FILCOTEN® HPC (High Performance Concrete) with integrated galvanised (V) or stainless steel edge (E), up to class C

Item no.	Channel body with galvanised steel edge and safety joint	Slope	Weight	Pcs./Pallet
10415200	tec V NW 150, no. 0	0.0 %	22.2 kg	16
10415250	tec V NW 150, no. 0, L = 500 mm	0.0 %	11.2 kg	16
10415262	tec V NW 150, no. 10-0	0.0 %	28.2 kg	12
10415252	tec V NW 150, no. 10-0, L = 500 mm	0.0 %	14.1 kg	16
10415270	tec V NW 151 no. 0, with outlet opening Ø 150	0.0 %	21.3 kg	16
10415272	tec V NW 151 no. 10-0, with outlet opening Ø 150	0.0 %	27.3 kg	12
Item no.	Channel body with stainless steel edge and safety joint	Slope	Weight	Pcs./Pallet
10415300	tec E NW 150, no. 0 <sup>1)</sup>	0.0 %	22.2 kg	16
10415350	tec E NW 150, no. 0, L=500 mm <sup>1)</sup>	0.0 %	11.2 kg	16
10415362	tec E NW 150, no. 10-0 <sup>1)</sup>	0.0 %	28.2 kg	12
10415352	tec E NW 150, no. 10-0, L=500 mm <sup>1)</sup>	0.0 %	14.1 kg	16
10415370	tec E NW 151, no. 0, with outlet opening Ø 150 <sup>1)</sup>	0.0 %	21.3 kg	16
10415372	tec E NW 151, no. 10-0, with outlet opening Ø 150 <sup>1)</sup>	0.0 %	27.3 kg	12

## Gratings

for BG-FILCOTEN® tec with galvanised (V) or stainless steel edge (E), NW 150

Item no.	Covers with fiX-locking (no bolt connection)	Load class	Weight	Pc./pallet
17015220	tec mesh grating 1000/172/20, MW 30/10	B 125	4.6 kg	68
17015221	tec mesh grating 500/172/20, MW 30/10	B 125	2.4 kg	48
17015222	tec mesh grating 1000/172/20, MW 30/10	C 250	6.9 kg	68
17015223	tec mesh grating 500/172/20, MW 30/10	C 250	3.6 kg	48
17015322	tec mesh grating 1000/172/20, MW 30/10, stainless steel <sup>1)</sup>	C 250	6.9 kg	68
17015323	tec mesh grating 500/172/20, MW 30/10, stainless steel <sup>1)</sup>	C 250	3.6 kg	48
17015228	tec perforated grating 1000/172/20, Ø 6.0 mm	C 250	10.0 kg	40
17015229	tec perforated grating 500/172/20, Ø 6.0 mm	C 250	5.0 kg	28
17015328	tec perforated grating 1000/172/20, Ø 6.0 mm, stainless steel <sup>1)</sup>	C 250	10.0 kg	40
17015329	tec perforated grating 500/172/20, Ø 6.0 mm, stainless steel <sup>1)</sup>	C 250	5.0 kg	28
17015111	tec ductile iron slotted grating 500/172/20, SW 10/150	B 125	4.5 kg	128
17015101	tec ductile iron elongated bar grating 500/172/20, MW 29/13	C 250	5.5 kg	128
	tec design gratings – different designs <sup>1) 3)</sup> see pro design gratings NW 150			
32088	tec anti-vandalism locking device Requirement: 2 pieces per cover	stainless steel	0.1 kg	
Item no.	BG-FILCOTEN® slot tops V <b>asymmetric</b> incl. accessories	Load class	Weight	Pc./pallet
17115243	Slot top V NW 150, 1000/173/143, SH 110, SW 12.5 mm	C 250	6.7 kg	24
17115244	Slot top V NW 150, 500/173/143, SH 110, SW 12.5 mm	C 250	3.3 kg	16
17115281	Maintenance unit V NW 150, 500/173/143, SH 110, SW 12.5 mm	C 250	5.9 kg	16
17116204	Slot top 2S, Heelproof V NW 150, 1000/173/143, SH 110, SW 2x6 mm	C 250	7.0 kg	24
17116205	Slot top 2S, Heelproof V NW 150, 500/173/143, SH 110, SW 2x6 mm	C 250	3.5 kg	16
17116206	Maintenance unit 2S, Heelproof V NW 150, 500/173/143, SH 110, SW 2x6 mm	C 250	6.1 kg	16
37962	Construction time barrier for slot top SW 12 mm and SW 2x6 mm, L = 1000 mm, wood		0.1 kg	
13399	Opening tool for maintenance unit cover – 2 pcs. required, plastic		0.1 kg	
Item no.	BG-FILCOTEN® slot tops E <b>asymmetric</b> incl. accessories	Load class	Weight	Pc./pallet
17115343	Slot top E NW 150, 1000/173/143, SH 110, SW 12.5 mm	C 250	6.7 kg	24
17115344	Slot top E NW 150, 500/173/143, SH 110, SW 12.5 mm	C 250	3.3 kg	16
17115381	Maintenance unit E NW 150, 500/173/143, SH 110, SW 12.5 mm	C 250	5.9 kg	16
17116304	Slot top 2S, Heelproof E NW 150, 1000/173/143, SH 110, SW 2x6 mm <sup>1)</sup>	C 250	7.0 kg	24
17116305	Slot top 2S, Heelproof E NW 150, 500/173/143, SH 110, SW 2x6 mm <sup>1)</sup>	C 250	3.5 kg	16
17116306	Maintenance unit 2S, Heelproof E NW 150, 500/173/143, SH 110, SW 2x6 mm <sup>1)</sup>	C 250	6.1 kg	16
17116307	Slot top 3S, Heelproof E NW 150, 1000/173/143, SH110, SW 3x6 mm <sup>1)</sup>	C 250	7.7 kg	24
17116308	Slot top 3S, Heelproof E NW 150, 500/173/143, SH110, SW 3x6 mm <sup>1)</sup>	C 250	3.9 kg	16
17116309	maintenance unit 3S, Heelproof, E NW 150, 500/173/143, SH110, SW 3x6mm <sup>1)</sup>	C 250	6.5 kg	16
37962	Construction time barrier for slot top SW 12 mm and SW 2x6 mm, L = 1000 mm, wood		0.1 kg	
37963	Cover tape for all slot tops, 50 mm wide, roll of 33 m		0.1 kg	
13399	Opening tool for maintenance unit cover – 2 pcs. required, plastic		0.1 kg	



Slot tops symmetric, for load class D 400 and special slot tops on request. Installation guidelines at [www.bg-graspointner.com](http://www.bg-graspointner.com)



GRASPOINTNER  
Sustainable innovation.

<sup>1)</sup> Delivery time on request.

<sup>2)</sup> If the lower part is not used, threaded rods and nuts must be provided by the customer.

## Accessories

for BG-FILCOTEN® tec with galvanised (V)  
or stainless steel edge (E), NW 150

Item no.	Accessories	Material	Weight	Pc./pallet
10415292	tec sump unit V 500/197/650 incl. pipe coupling Ø 150 and plastic sediment bucket	FILCOTEN® HPC	40.3 kg	8
10415392	tec sump unit E 500/197/500 incl. pipe coupling Ø 150 and plastic silt bucket <sup>1)</sup>	FILCOTEN® HPC	40.3 kg	8
30030	Odour trap made of PVC sewer pipes Ø 150/87°	plastic	3.9 kg	
30057	Odour trap for sump unit for backfitting Ø 150	plastic	0.2 kg	
19015230	tec front cap	galvanised	0.5 kg	
19015231	tec end cap with outlet Ø 150	galvanised steel	0.6 kg	
19015330	tec front cap <sup>1)</sup>	stainless steel	0.5 kg	
19015331	tec end cap with outlet Ø 150 <sup>1)</sup>	stainless steel	0.6 kg	
19020926	SET installation supports, size 2, lower section, including nuts <sup>2)</sup>	galvanised	1.2 kg	
19020927	SET installation supports, size 2, top section, including bolts	galvanised	0.5 kg	

# References

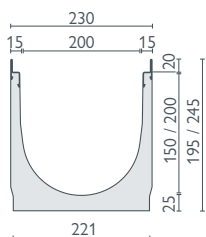




up to class C 250

# BG-FILCOTEN<sup>®</sup>

tec



galvanised or stainless steel  
edge

## BG-FILCOTEN<sup>®</sup> tec incl. edges, nominal width 200

Drainage channel made of FILCOTEN<sup>®</sup> HPC (High Performance Concrete) with integrated galvanised (V) or stainless steel edge (E), up to class C

Item no.	Channel body with galvanised steel edge and safety joint	Slope	Weight	Pcs./Pallet
10420200	tec V NW 200, no. 0	0.0 %	34.0 kg	9
10420250	tec V NW 200, no. 0, L = 500 mm	0.0 %	18.5 kg	12
10220200	tec V NW 200, H = 195 mm	0.0 %	30.2 kg	12
10220250	tec V NW 200, H = 195 mm, L = 500 mm	0.0 %	15.1 kg	12
10220270	tec V NW 201, H = 195 mm, with outlet opening Ø 200	0.0 %	28.4 kg	12
10420270	tec V NW 201, no. 0, with outlet opening Ø 200	0.0 %	32.4 kg	9
Item no.	Channel body with stainless steel edge and safety joint	Slope	Weight	Pcs./Pallet
10420300	tec E NW 200, no. 0 <sup>1)</sup>	0.0 %	34.0 kg	9
10420350	tec E NW 200, no. 0, L=500 mm <sup>1)</sup>	0.0 %	17.0 kg	12
10220300	tec E NW 200, H = 195 mm <sup>1)</sup>	0.0 %	30.2 kg	12
10220350	tec E NW 200, H = 195 mm, L = 500 mm <sup>1)</sup>	0.0 %	15.1 kg	12
10220370	tec E NW 201, H = 195 mm, with outlet opening Ø 200 <sup>1)</sup>	0.0 %	28.4 kg	12
10420370	tec E NW 201, no. 0, with outlet opening Ø 200 <sup>1)</sup>	0.0 %	32.4 kg	9

## Gratings and accessories


for BG-FILCOTEN<sup>®</sup> tec with galvanised (V) or stainless steel edge (E), NW 200

Item no.	Covers with fix-locking (no bolt connection)	Load class	Weight	Pcs./Pallet
17020220	tec mesh grating 1000/222/20, MW 30/10	B 125	6.0 kg	60
17020221	tec mesh grating 500/222/20, MW 30/10	B 125	3.1 kg	28
17020222	tec mesh grating 1000/222/20, MW 30/10	C 250	8.8 kg	60
17020223	tec mesh grating 500/222/20, MW 30/10	C 250	4.5 kg	28
17020322	tec mesh grating 1000/222/20, MW 30/10, stainless steel <sup>1)</sup>	C 250	8.8 kg	60
17020323	tec mesh grating 500/222/20, MW 30/10, stainless steel <sup>1)</sup>	C 250	4.5 kg	28
17020228	tec perforated grating 1000/222/20, Ø 6.0 mm	C 250	13.5 kg	60
17020229	tec perforated grating 500/222/20, Ø 6.0 mm	C 250	6.7 kg	28
17020328	tec perforated grating 1000/222/20, Ø 6.0 mm, stainless steel <sup>1)</sup>	C 250	13.5 kg	60
17020329	tec perforated grating 500/222/20, Ø 6.0 mm, stainless steel <sup>1)</sup>	C 250	6.7 kg	28
17020101	tec ductile iron elongated bar grating 500/222/20, MW 29/13	C 250	7.3 kg	98
	tec design gratings – different designs <sup>1) 3)</sup> see pro design gratings NW 200			
32089	tec anti-vandalism locking device Requirement: 2 pieces per cover	stainless steel	0.1 kg	
Item no.	Accessories	Material	Weight	Pcs./Pallet
10420292	tec sump unit V 500/261/650 incl. pipe coupling Ø 200 and plastic sediment bucket	FILCOTEN <sup>®</sup> HPC	48.0 kg	6
10420392	tec sump unit E 500/261/500 incl. pipe coupling Ø 200 and plastic silt bucket <sup>1)</sup>	FILCOTEN <sup>®</sup> HPC	48.0 kg	6
30040	Odour trap made of PVC sewer pipes Ø 200/87°	Plastic	7.4 kg	
19020230	tec front cap	galvanised	0.8 kg	
19020232	tec end cap with outlet Ø 150	galvanised steel	0.5 kg	
19020330	tec front cap <sup>1)</sup>	stainless steel	0.8 kg	
19020332	tec end cap with outlet Ø 150 <sup>1)</sup>	stainless steel	0.5 kg	
19020926	SET installation supports, size 2, lower section, including nuts <sup>2)</sup>	galvanised	1.2 kg	
19020927	SET installation supports, size 2, top section, including bolts	galvanised	0.5 kg	


<sup>1)</sup> Delivery time on request.

<sup>2)</sup> If the lower part is not used, threaded rods and nuts must be provided by the customer.


## Gratings: BG-FILCOTEN® tec and tec mini NW 100 and tec NW 150, 200




Slotted grating, class A and C  
galvanised / stainless steel, SW 8/80  
for NW 100




Mesh grating, class B – galvanised  
steel and class C galvanised / stainless  
steel, MW 30/10, for all NW




Perforated grating  
galvanised / stainless steel, Ø 6.0 mm  
Class A and class C for NW 100  
Class C for NW 150, 200




Slot top  
SW 12.5 mm, class B, NW 100, V & E  
SW 12.5 mm, class C, NW 100 / 150, V & E  
2S, SW 2x6 mm, class B NW 100, E  
2S, SW 2x6 mm C, NW 100 / 150, V & E  
3S, SW 3x6 mm, class C, NW 100 / 150, E



Ductile iron elongated bar  
grating MW 29/13, class C  
for all NW



Ductile iron elongated bar grating  
MW 29/6 narrow SW, class C  
for NW 100



Ductile iron slotted grating SW  
10/100, 10/150  
class B – for NW 100 and 150



COMBee design grating  
Ø 7,3 mm, class B and C  
plastic PA6  
for NW 100



plastic slotted grating  
SW 8/40, class B and class C  
Plastic PA6  
for NW 100



### LED Ductile iron elongated bar grating

Suitable with BG-FILCOTEN® tec and pro systems,  
NW 100, class D 400, resistant to dust and water  
according to IP 67 Rating System, 24 Volt, incl.  
cable and power supply unit.

Available on request.



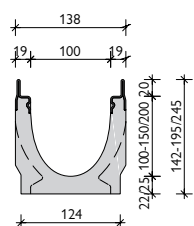

NEW

up to class E 600

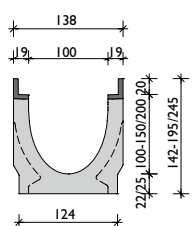
# BG-FILCOTEN® pro

## BG-FILCOTEN® pro incl. edges, nominal width 100

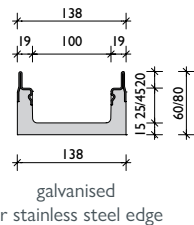
Drainage channel made of FILCOTEN® HPC (High Performance Concrete) with integrated cast iron (G), galvanised (V) or stainless steel edge (E), up to class E



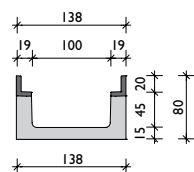
galvanised steel edge or  
stainless steel edge



Ductile iron edge



galvanised  
or stainless steel edge



Ductile iron edge

Item no.	Channel body with galvanised steel edge and safety joint	Slope	Weight	Pcs./Pallet
10610200	pro V NW 100, no. 0	0.0 %	19.0 kg	25
10610280	pro V NW 100, no. 0, L = 500 mm	0.0 %	9.6 kg	20
10610261	pro V NW 100, no. 5-0	0.0 %	22.0 kg	20
10610281	pro V NW 100, no. 5-0, L = 500 mm, for drilling <sup>2)</sup>	0.0 %	13.2 kg	20
10610262	pro V NW 100, no. 10-0	0.0 %	24.9 kg	20
10610264	pro V NW 100, no. 20-0	0.0 %	31.0 kg	15
10610270	pro V NW 101 Nr. 0, with outlet opening Ø 100	0.0 %	18.0 kg	25
10610271	pro V NW 101 Nr. 5-0, with outlet opening Ø 100	0.0 %	21.3 kg	20
10610272	pro V NW 101 Nr. 10-0, with outlet opening Ø 100	0.0 %	24.6 kg	20
10610274	pro V NW 101 no. 20-0, with outlet opening Ø 100	0.0 %	30.6 kg	15
10610201-10	pro V NW 100, no. 1 to no. 10	0.5 %	18,6 - 24,6 kg	20
Item no.	Channel body with ductile iron edge and safety joint	Slope	Weight	Pcs./Pallet
10610100	pro G NW 100, no. 0	0.0 %	20.5 kg	25
10610180	pro G NW 100, no. 0, L = 500 mm	0.0 %	9.7 kg	20
10610161	pro G NW 100, no. 5-0	0.0 %	22.6 kg	20
10610181	pro G NW 100, no. 5-0, L = 500 mm, for drilling <sup>2)</sup>	0.0 %	13.5 kg	20
10610162	pro G NW 100, no. 10-0	0.0 %	26.1 kg	20
10610164	pro G NW 100, no. 20-0	0.0 %	32.0 kg	15
10610170	pro G NW 101, no. 0, with outlet opening Ø 100	0.0 %	18.8 kg	25
10610171	pro G NW 101 no. 5-0, with outlet opening Ø 100	0.0 %	22.3 kg	20
10610172	pro G NW 101 no. 10-0, with outlet opening Ø 100	0.0 %	25.8 kg	20
10610174	pro G NW 101 no. 20-0, with outlet opening Ø 100	0.0 %	31.6 kg	15
10610101-10	pro G NW 100, no. 1 to no. 10	0.5 %	19,5 - 25,4 kg	20
Item no.	Channel body with stainless steel edge and safety joint	Slope	Weight	Pcs./Pallet
10610300	pro E NW 100, no. 0 <sup>1)</sup>	0.0 %	18.3 kg	25
10610362	pro E NW 100, no. 10 -0 <sup>1)</sup>	0.0 %	24.9 kg	20
10610370	pro E NW 101 no. 0, with outlet opening Ø 100 <sup>1)</sup>	0.0 %	18.0 kg	25
10610372	pro E NW 101 no. 10-0, with outlet opening Ø 100 <sup>1)</sup>	0.0 %	24.6 kg	20
10610301-10	pro E NW 100, no. 1 to no. 10 <sup>1)</sup>	0.5 %	18,6 - 24,6 kg	20

## BG-FILCOTEN® pro mini incl. edges, nominal width 100

Drainage channel made of FILCOTEN® HPC (High Performance Concrete) with integrated cast iron (G), galvanised (V) or stainless steel edge (E), up to class E – very low construction height

Item no.	Channel body with galvanised steel edge and safety joint	Slope	Weight	Pcs./Pallet
10510200	pro V mini NW 100, H = 60 mm	0.0 %	9.1 kg	50
10510201	pro V mini NW 100, H = 80 mm	0.0 %	11.2 kg	40
10510270	pro mini V NW 101 H = 60 mm, with outlet opening Ø 100	0.0 %	8.9 kg	50
10510271	pro mini V NW 101 H = 80 mm, with outlet opening Ø 100	0.0 %	11.0 kg	40
Item no.	Channel body with ductile iron edge and safety joint	Slope	Weight	Pcs./Pallet
10510101	pro G mini NW 100, H = 80 mm	0.0 %	12.2 kg	40
10510171	pro mini G NW 101 H = 80 mm, with outlet opening Ø 100	0.0 %	12.0 kg	40
Item no.	Channel body with stainless steel edge and safety joint	Slope	Weight	Pcs./Pallet
10510300	pro E mini NW 100, H = 60 mm <sup>1)</sup>	0.0 %	9.1 kg	50
10510301	pro E mini NW 100, H = 80 mm <sup>1)</sup>	0.0 %	11.2 kg	40
10510370	pro E mini NW 101 H = 60 mm, with outlet opening Ø 100 <sup>1)</sup>	0.0 %	8.9 kg	50
10510371	pro E mini NW 101 H = 80 mm, with outlet opening Ø 100 <sup>1)</sup>	0.0 %	11.0 kg	40

<sup>1)</sup> Delivery time on request.

<sup>2)</sup> Lateral and/or vertical drill-hole, see picture on page 37.

<sup>3)</sup> No anti-vandalism locking device possible.

<sup>4)</sup> Screw connections only possible when used with an iron edge / bolt connection material to be ordered separately.

<sup>5)</sup> If the lower part is not used, threaded rods and nuts must be provided by the customer.



## Gratings and accessories


for BG-FILCOTEN® pro and pro mini with cast iron edge (G), galvanised (V) or stainless steel edge (E), NW 100

Item no.	Covers with fiX-locking (no bolt connection)	Load class	Weight	Pcs./Pallet
17010222	pro mesh grating 1000/122/20, MW 30/10	C 250	3.3 kg	120
17010223	pro mesh grating 500/122/20, MW 30/10	C 250	1.6 kg	48
17010322	pro mesh grating 1000/122/20, MW 30/10, stainless steel <sup>1)</sup>	C 250	3.3 kg	120
17010323	pro mesh grating 500/122/20, MW 30/10, stainless steel <sup>1)</sup>	C 250	1.6 kg	48
17010226	pro mesh grating 1000/122/20, MW 25/10 <sup>1)</sup>	D 400	7.4 kg	96
17010227	pro mesh grating 500/122/20, MW 25/10 <sup>1)</sup>	D 400	3.8 kg	48
17010326	pro mesh grating 1000/122/20, MW 25/10, stainless steel <sup>1)</sup>	D 400	7.4 kg	96
17010327	pro mesh grating 500/122/20, MW 25/10, stainless steel <sup>1)</sup>	D 400	3.8 kg	48
17010206	pro slotted grating 1000/122/20, SW 8/80 <sup>1) 3)</sup>	C 250	4.5 kg	60
17010207	pro slotted grating 500/122/20, SW 8/80 <sup>1) 3)</sup>	C 250	2.2 kg	48
17010306	pro slotted grating 1000/122/20, SW 8/80, AISI 304 <sup>1) 3)</sup>	C 250	4.5 kg	60
17010307	pro slotted grating 500/122/20, SW 8/80, stainless steel <sup>1) 3)</sup>	C 250	2.2 kg	48
17010228	pro perforated grating 1000/122/20, Ø 6.0 mm	C 250	3.3 kg	96
17010229	pro perforated grating 500/122/20, Ø 6.0 mm	C 250	1.7 kg	48
17010328	pro perforated grating 1000/122/20, Ø 6.0 mm, stainless steel <sup>1)</sup>	C 250	3.3 kg	96
17010329	pro perforated grating 500/122/20, Ø 6.0 mm, stainless steel <sup>1)</sup>	C 250	1.7 kg	48
17010402	pro COMBee - design grating 500/123/20, Ø 7.3 mm, plastic PA6 <sup>3)</sup>	C 250	1.1 kg	160
17010404	pro plastic slotted grating 500/123/20, SW 8/40, plastic PA6 <sup>3)</sup>	C 250	1.1 kg	160
17010101	pro ductile iron elongated bar grating 500/122/20, MW 29/13	C 250	3.2 kg	240
17010106	pro ductile iron elongated bar grating 500/122/20, MW 29/6, narrow SW	C 250	3.6 kg	240
17010104	pro ductile iron elongated bar grating 500/122/20, MW 29/13	D 400	3.4 kg	240
17010110	pro ductile iron elongated bar grating 500/122/20, MW 28/9	D 400	3.4 kg	240
17010105	pro ductile iron slotted grating 500/122/20, SW 14/100	E 600	3.8 kg	240
17010186	pro LED ductile iron elongated bar grating, 500/122/20, MW 29/13 <sup>1)</sup>	D 400	3.4 kg	240
17010183	pro ductile iron design grating "KIARO" 500/122/20, SW 7 <sup>1) 3)</sup>	D 400	4.1 kg	240
17010184	pro ductile iron design grating "VIA" 500/122/20, SW 7 <sup>1) 3)</sup>	D 400	3.6 kg	240
17010185	pro ductile iron design grating "RIVER" 500/122/20, SW 8 <sup>1)</sup>	D 400	3.8 kg	240
17010180	pro ductile iron design grating "VILLE" 500/122/20, SW 7 <sup>1)</sup>	E 600	5.2 kg	240
32087	pro anti-vandalism locking device Requirement: 2 pieces per cover	stainless steel	0.1 kg	
Item no.	Gratings 4 point boltable (only in cast iron edge)	Load class	Weight	Pcs./Pallet
17010108	pro ductile iron slotted grating 500/122/20, MW 14/100 <sup>3)</sup>	D 400	3.8 kg	240
17010103	pro ductile iron elongated bar grating 500/122/20, MW 22/13 <sup>3) 4)</sup>	E 600	4.2 kg	240
17010113	pro ductile iron cover, closed, 500/122/20 <sup>1) 3)</sup>	E 600	5.3 kg	168
32103	pro Bolting material for ductile iron gratings KI. E (1 pc. bolt, 1 pc. nut – 8 pcs. required per m)			
32109	pro Bolting material stainless steel, for ductile iron grating class E (1 pc. bolt, 1 pc. nut - 8 pcs. required per m)			
Item no.	BG-FILCOTEN® slot tops V / E asymmetric incl. accessories	Load class	Weight	Pcs./Pallet
	<b>Slot tops class C – see BG-FILCOTEN® tec NW 100</b>			
	<b>Slot tops class D – on request</b>			
Item no.	Accessories	Material	Weight	Pcs./Pallet
10610192	pro sump unit G 500/145/600 incl. pipe coupling Ø 100 and plastic sediment bucket	FILCOTEN® HPC	33.1 kg	10
10610292	pro sump unit V 500/145/600 incl. pipe coupling Ø 100 and plastic sediment bucket	FILCOTEN® HPC	32.6 kg	10
10610392	pro sump unit E 500/145/600 incl. pipe coupling Ø 100 and plastic silt bucket <sup>1)</sup>	FILCOTEN® HPC	32.6 kg	10
30056	Odour trap for sump unit for backfitting Ø 100	plastic	0.1 kg	
30019	Odour trap for outlet opening Ø 100	plastic	0.2 kg	
19010401	pro front cap, without socket, closed	plastic	0.1 kg	
19010400	pro front/end cap with outlet Ø 100	plastic	0.1 kg	
19010230	pro front cap	galvanised	0.3 kg	
19010330	pro front cap <sup>1)</sup>	stainless steel	0.3 kg	
19010200	pro mini front cap	galvanised	0.1 kg	
19010300	pro mini front cap <sup>1)</sup>	stainless steel	0.1 kg	
19015926	SET installation supports, size 1, lower section, including nuts <sup>5)</sup>	galvanised	1.1 kg	
19015927	SET installation supports, size 1, top section, including bolts	galvanised	0.4 kg	

NEW

NEW

NEW



### Channel body with outlet opening

The position of the outlet opening and/or the lateral drill-hole (left/right) can be freely selected for 5-0 channels.

Maximum lateral drilling diameter:

- with NW 100 Ø 86 mm
- with NW 150 Ø 130 mm
- with NW 200 Ø 180 mm

T- or cross-pieces can be produced easily and quickly.



For questions, please contact our technical support team.

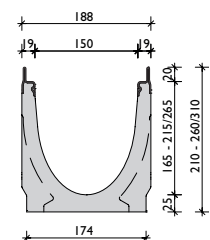

up to class E 600

# BG-FILCOTEN<sup>®</sup>

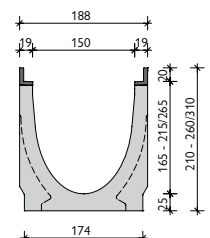

pro

## BG-FILCOTEN<sup>®</sup> pro incl. edges, nominal width 150

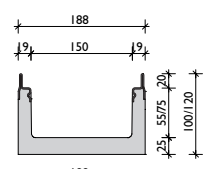

Drainage channel made of FILCOTEN<sup>®</sup> HPC (High Performance Concrete) with integrated cast iron (G), galvanised (V) or stainless steel edge (E), up to class E



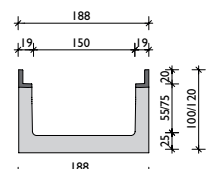
galvanised  
or stainless steel edge



Ductile iron edge



galvanised  
or stainless steel edge



Ductile iron edge

Item no.	Channel body with galvanised steel edge and safety joint	Slope	Weight	Pcs./Pallet
10615200	pro V NW 150, no. 0	0.0 %	31.7 kg	16
10615280	pro V NW 150, no. 0, L = 500 mm	0.0 %	15.2 kg	16
10615261	pro V NW 150, no. 5-0	0.0 %	34.6 kg	12
10615281	pro V NW 150, no. 5-0, L = 500 mm, for drilling <sup>2)</sup>	0.0 %	20.7 kg	16
10615262	pro V NW 150, no. 10-0	0.0 %	39.5 kg	12
10615264	pro V NW 150, no. 20-0	0.0 %	48.5 kg	8
10615270	pro V NW 151 no. 0, with outlet opening Ø 150	0.0 %	29.7 kg	16
10615271	pro V NW 151 no. 5-0, with outlet opening Ø 150	0.0 %	33.5 kg	12
10615272	pro V NW 151 no. 10-0, with outlet opening Ø 150	0.0 %	36.7 kg	12
10615274	pro V NW 151 no. 20-0, with outlet opening Ø 150	0.0 %	46.6 kg	8
10615201-10	pro V NW 150, no. 1 to no. 10	0.5 %	31.5 – 37.5 kg	12
Item no.	Channel body with ductile iron edge and safety joint	Slope	Weight	Pcs./Pallet
10615100	pro G NW 150, no. 0	0.0 %	32.5 kg	16
10615180	pro G NW 150, no. 0, L = 500 mm	0.0 %	15.7 kg	16
10615161	pro G NW 150, no. 5-0	0.0 %	35.6 kg	12
10615181	pro G NW 150, no. 5-0, L = 500 mm, for drilling <sup>2)</sup>	0.0 %	21.2 kg	16
10615162	pro G NW 150, no. 10-0	0.0 %	40.0 kg	12
10615164	pro G NW 150, no. 20-0	0.0 %	50.5 kg	8
10615170	pro G NW 151 no. 0, with outlet opening Ø 150	0.0 %	30.7 kg	16
10615171	pro G NW 151 no. 5-0, with outlet opening Ø 150	0.0 %	34.5 kg	12
10615172	pro G NW 151 no. 10-0, with outlet opening Ø 150	0.0 %	37.7 kg	12
10615174	pro G NW 151 no. 20-0, with outlet opening Ø 150	0.0 %	47.6 kg	8
10615101-10	pro G NW 150, no. 1 to no. 10	0.5 %	32.5 – 38.5 kg	12
Item no.	Channel body with stainless steel edge and safety joint	Slope	Weight	Pcs./Pallet
10615300	pro E NW 150, no. 0 <sup>1)</sup>	0.0 %	30.8 kg	16
10615362	pro E NW 150 no. 10 -0 <sup>1)</sup>	0.0 %	37.8 kg	12
10615370	pro E NW 151 no. 0, with outlet opening Ø 150 <sup>1)</sup>	0.0 %	29.7 kg	16
10615372	pro E NW 151 no. 10-0, with outlet opening Ø 150 <sup>1)</sup>	0.0 %	36.7 kg	12
10615301-10	pro E NW 150, no. 1 to no. 10 <sup>1)</sup>	0.5 %	31.5 – 37.5 kg	12

## BG-FILCOTEN<sup>®</sup> pro mini incl. edges, nominal width 150

Drainage channel made of FILCOTEN<sup>®</sup> HPC (High Performance Concrete) with integrated cast iron (G), galvanised (V) or stainless steel edge (E) up to class E – very low construction height

Item no.	Channel body with galvanised steel edge and safety joint	Slope	Weight	Pcs./Pallet
10515202	pro V mini NW 150, H = 100 mm	0.0 %	18.9 kg	24
10515200	pro V mini NW 150, H = 120 mm <sup>1)</sup>	0.0 %	20.2 kg	20
10515272	pro V mini NW 151 H = 100 mm, with outlet opening Ø 150	0.0 %	18.0 kg	24
10515270	pro V mini NW 151 H = 120 mm, with outlet opening Ø 150	0.0 %	19.3 kg	20
Item no.	Channel body with ductile iron edge and safety joint	Slope	Weight	Pcs./Pallet
10515102	pro G mini NW 150, H = 100 mm	0.0 %	19.8 kg	24
10515100	pro G mini NW 150, H = 120 mm <sup>1)</sup>	0.0 %	21.7 kg	20
10515172	pro G mini NW 151 H = 100 mm, with outlet opening Ø 150	0.0 %	18.9 kg	24
10515170	pro G mini NW 151 H = 120 mm, with outlet opening Ø 150	0.0 %	20.8 kg	20
Item no.	Channel body with stainless steel edge and safety joint	Slope	Weight	Pcs./Pallet
10515302	pro E mini NW 150, H = 100 mm <sup>1)</sup>	0.0 %	18.9 kg	24
10515300	pro E mini NW 150, H = 120 mm <sup>1)</sup>	0.0 %	20.2 kg	20
10515372	pro E mini NW 151 H = 100 mm, with outlet opening Ø 150 <sup>1)</sup>	0.0 %	18.0 kg	24
10515370	pro E mini NW 151 H = 120 mm, with outlet opening Ø 150 <sup>1)</sup>	0.0 %	19.3 kg	20

<sup>1)</sup> Delivery time on request.

<sup>2)</sup> Lateral and/or vertical drill-hole, see picture on page 37.

<sup>3)</sup> No anti-vandalism locking device possible.

<sup>4)</sup> Screw connections only possible when used with an iron edge / bolt connection material to be ordered separately.

<sup>5)</sup> If the lower part is not used, threaded rods and nuts must be provided by the customer.

## Gratings and accessories

for BG-FILCOTEN® pro and pro mini with cast iron edge (G), galvanised (V) or stainless steel edge (E), NW 150

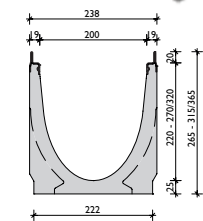

Item no.	Covers with fiX-locking (no bolt connection)	Load class	Weight	Pcs./Pallet
17015222	pro mesh grating 1000/172/20, MW 30/10	C 250	6.9 kg	68
17015223	pro mesh grating 500/172/20, MW 30/10	C 250	3.6 kg	48
17015322	pro mesh grating 1000/172/20, MW 30/10, stainless steel <sup>1)</sup>	C 250	6.9 kg	68
17015323	pro mesh grating 500/172/20, MW 30/10, stainless steel <sup>1)</sup>	C 250	3.6 kg	48
17015226	pro mesh grating 1000/172/20, MW 25/10 <sup>1)</sup>	D 400	10.4 kg	68
17015227	pro mesh grating 500/172/20, MW 25/10 <sup>1)</sup>	D 400	5.3 kg	48
17015228	pro perforated grating 1000/172/20, Ø 6.0 mm	C 250	10.0 kg	40
17015229	pro perforated grating 500/172/20, Ø 6.0 mm	C 250	5.0 kg	28
17015328	pro perforated grating 1000/172/20, Ø 6.0 mm, stainless steel <sup>1)</sup>	C 250	10.0 kg	40
17015329	pro perforated grating 500/172/20, Ø 6.0 mm, stainless steel <sup>1)</sup>	C 250	5.0 kg	28
17015101	pro ductile iron elongated bar grating 500/172/20, MW 29/13	C 250	5.5 kg	128
17015104	pro ductile iron elongated bar grating 500/172/20, MW 29/13	D 400	5.5 kg	128
17015110	pro ductile iron elongated bar grating 500/172/20, MW 28/9	D 400	5.5 kg	128
17015105	pro ductile iron slotted grating 500/172/20, SW 14/150	E 600	5.5 kg	96
17015183	pro ductile iron design grating "KIARO" 500/172/20, SW 7 <sup>1) 3)</sup>	D 400	6.0 kg	128
17015184	pro ductile iron design grating "VIA" 500/172/20, SW 7 <sup>1) 3)</sup>	D 400	5.6 kg	128
17015185	pro ductile iron design grating "RIVER" 500/172/20, SW 8 <sup>1)</sup>	D 400	6.1 kg	128
17015180	pro ductile iron design grating "VILLE" 500/172/20, SW 7 <sup>1)</sup>	E 600	8.6 kg	128
32088	pro anti-vandalism locking device Requirement: 2 pieces per cover	stainless steel	0.1 kg	
Item no.	Gratings 4 point bolttable (only in cast iron edge)	Load class	Weight	Pcs./Pallet
17015108	pro ductile iron slotted grating 500/172/20, SW 14/150 <sup>3) 4)</sup>	D 400	5.5 kg	128
17015102	pro ductile iron elongated bar grating 500/172/20, MW 25/13 <sup>3) 4)</sup>	D 400	5.2 kg	128
17015103	pro ductile iron elongated bar grating 500/172/20, MW 22/13 <sup>3) 4)</sup>	E 600	7.2 kg	128
17015113	pro ductile iron cover, closed, 500/172/20 <sup>3) 1)</sup>	E 600	7.9 kg	96
32103	pro locking device kit for ductile iron grating class D and E (1 pc. bolt, 1 pc. nut - 8 pcs. required per m)			
32109	pro locking device kit stainless steel for ductile iron grating class D and E (1 pc. bolt, 1 pc. nut - 8 pcs. required per m)			
Item no.	BG-FILCOTEN® slot tops V / E asymmetric incl. accessories	Load class	Weight	Pcs./Pallet
	<b>Slot tops class C – see BG-FILCOTEN® tec NW 150</b>			
	<b>Slot tops class D – on request</b>			
Item no.	Accessories	Material	Weight	Pcs./Pallet
10615192	pro sump unit G 500/200/690 incl. pipe coupling Ø 150 and plastic sediment bucket	FILCOTEN® HPC	45.3 kg	8
10615292	pro sump unit V 500/200/690 incl. pipe coupling Ø 150 and plastic sediment bucket	FILCOTEN® HPC	44.8 kg	8
10615392	pro sump unit E 500/200/690 incl. pipe coupling Ø 150 and plastic silt trap <sup>1)</sup>	FILCOTEN® HPC	44.8 kg	8
30030	Odour trap made of PVC sewer pipes Ø 150/87°	plastic	3.9 kg	
30057	Odour trap for sump unit for backfitting Ø 150	plastic	0.2 kg	
19015230	pro front cap (no. 0 – 10-0)	galvanised	0.5 kg	
19015231	pro end cap with outlet Ø 150 (no. 0 – 10-0)	galvanised	0.6 kg	
19015215	pro front cap (no. 20-0)	galvanised	0.6 kg	
19015216	pro end cap with outlet Ø 150 (no. 20-0)	galvanised	0.7 kg	
19015330	pro front cap (no. 0 – 10-0) <sup>1)</sup>	stainless steel	0.5 kg	
19015331	pro end cap with outlet Ø 150 (no. 0 – 10-0) <sup>1)</sup>	stainless steel	0.6 kg	
19015315	pro front cap (no. 20-0) <sup>1)</sup>	stainless steel	0.6 kg	
19015316	pro end cap with outlet Ø 150 (no. 20-0) <sup>1)</sup>	stainless steel	0.7 kg	
19015200	pro mini front cap (H=100 und H=120 mm)	galvanised	0.3 kg	
19015300	pro mini front cap (H=100 und H=120 mm) <sup>1)</sup>	stainless steel	0.3 kg	
19020926	SET installation supports, size 2, lower section, including nuts <sup>5)</sup>	galvanised	1.2 kg	
19020927	SET installation supports, size 2, top section, including bolts	galvanised	0.5 kg	

NEW

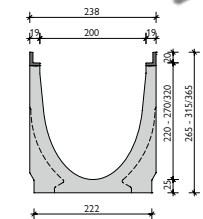

up to class E 600

# BG-FILCOTEN<sup>®</sup>

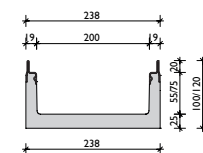

pro



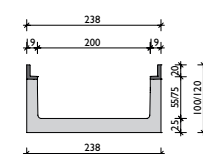
galvanised  
or stainless steel edge



Ductile iron edge



galvanised  
or stainless steel edge



Ductile iron edge

## BG-FILCOTEN<sup>®</sup> pro incl. edges, nominal width 200

Drainage channel made of FILCOTEN<sup>®</sup> HPC (High Performance Concrete) with integrated cast iron (G), galvanised (V) or stainless steel edge (E), up to class E

Item no.	Channel body with galvanised steel edge and safety joint	Slope	Weight	Pcs./Pallet
10620200	pro V NW 200, no. 0	0.0 %	44.0 kg	9
10620280	pro V NW 200, no. 0, L = 500 mm	0.0 %	22.1 kg	12
10620261	pro V NW 200, no. 5-0	0.0 %	49.3 kg	6
10620281	pro V NW 200, no. 5-0, L = 500 mm, for drilling <sup>2)</sup>	0.0 %	29.6 kg	12
10620262	pro V NW 200, no. 10-0	0.0 %	54.3 kg	6
10620264	pro V NW 200, no. 20-0	0.0 %	64.6 kg	6
10620270	pro V NW 201 no. 0, with outlet opening Ø 200	0.0 %	41.1 kg	9
10620271	pro V NW 201 no. 5-0, with outlet opening Ø 200	0.0 %	46.1 kg	6
10620272	pro V NW 201 no. 10-0, with outlet opening Ø 200	0.0 %	51.1 kg	6
10620274	pro V NW 201 no. 20-0, with outlet opening Ø 200	0.0 %	61.4 kg	6
10620201-10	pro V NW 200, no. 1 to no. 10	0.5 %	44.5 – 53.9 kg	6
Item no.	Channel body with ductile iron edge and safety joint	Slope	Weight	Pcs./Pallet
10620100	pro G NW 200, no. 0	0.0 %	45.0 kg	9
10620180	pro G NW 200, no. 0, L = 500 mm	0.0 %	22.6 kg	12
10620161	pro G NW 200, no. 5-0	0.0 %	50.3 kg	6
10620181	pro G NW 200, no. 5-0, L = 500 mm, for drilling <sup>2)</sup>	0.0 %	30.1 kg	12
10620162	pro G NW 200, no. 10-0	0.0 %	55.3 kg	6
10620164	pro G NW 200, no. 20-0	0.0 %	65.6 kg	6
10620170	pro G NW 201 no. 0, with outlet opening Ø 200	0.0 %	42.1 kg	9
10620171	pro G NW 201 no. 5-0, with outlet opening Ø 200	0.0 %	47.1 kg	6
10620172	pro G NW 201 no. 10-0, with outlet opening Ø 200	0.0 %	52.1 kg	6
10620174	pro G NW 201 no. 20-0, with outlet opening Ø 200	0.0 %	62.4 kg	6
10620101-10	pro G NW 200, no. 1 to no. 10	0.5 %	45.5 – 54.9 kg	6
Item no.	Channel body with stainless steel edge and safety joint	Slope	Weight	Pcs./Pallet
10620300	pro E NW 200, no. 0 <sup>1)</sup>	0.0 %	44.0 kg	9
10620362	pro E NW 200, no. 10 -0 <sup>1)</sup>	0.0 %	54.3 kg	6
10620370	pro E NW 201 no. 0, with outlet opening Ø 200 <sup>1)</sup>	0.0 %	41.1 kg	9
10620372	pro E NW 201 no. 10-0, with outlet opening Ø 200 <sup>1)</sup>	0.0 %	51.1 kg	6
10620301-10	pro E NW 200, no. 1 to no. 10 <sup>1)</sup>	0.5 %	44.5 – 53.9 kg	6

## BG-FILCOTEN<sup>®</sup> pro mini incl. edges, nominal width 200

Drainage channel made of FILCOTEN<sup>®</sup> HPC (High Performance Concrete) with integrated cast iron (G), galvanised (V) or stainless steel edge (E) up to class E – very low construction height

Item no.	Channel body with galvanised steel edge and safety joint	Slope	Weight	Pcs./Pallet
10520202	pro V mini NW 200, H = 100 mm	0.0 %	21.3 kg	24
10520200	pro V mini NW 200, H = 120 mm <sup>1)</sup>	0.0 %	23.2 kg	18
10520272	pro V NW 201 mini H = 100 mm, with outlet opening Ø 200	0.0 %	19.4 kg	24
10520270	pro V NW 201 mini H = 120 mm, with outlet opening Ø 200	0.0 %	21.3 kg	18
Item no.	Channel body with ductile iron edge and safety joint	Slope	Weight	Pcs./Pallet
10520102	pro G mini NW 200, H = 100 mm	0.0 %	22.8 kg	24
10520100	pro G mini NW 200, H = 120 mm <sup>1)</sup>	0.0 %	24.4 kg	18
10520172	pro G mini NW 201 H = 100 mm, with outlet opening Ø 200	0.0 %	20.9 kg	24
10520170	pro G mini NW 201 H = 120 mm, with outlet opening Ø 200	0.0 %	22.5 kg	18
Item no.	Channel body with stainless steel edge and safety joint	Slope	Weight	Pcs./Pallet
10520302	pro E mini NW 200, H = 100 mm <sup>1)</sup>	0.0 %	21.3 kg	24
10520300	pro E mini NW 200, H = 120 mm <sup>1)</sup>	0.0 %	23.2 kg	18
10520372	pro E mini NW 201 H = 100 mm, with outlet opening Ø 200 <sup>1)</sup>	0.0 %	19.4 kg	24
10520370	pro E mini NW 201 H = 120 mm, with outlet opening Ø 200 <sup>1)</sup>	0.0 %	21.3 kg	18

<sup>1)</sup> Delivery time on request.

<sup>2)</sup> Lateral and/or vertical drill-hole, see picture on page 37.

<sup>3)</sup> No anti-vandalism locking device possible.

<sup>4)</sup> Screw connections only possible when used with an iron edge / bolt connection material to be ordered separately.

<sup>5)</sup> If the lower part is not used, threaded rods and nuts must be provided by the customer.



GRASPOINTNER  
Sustainable innovation.




## Gratings and accessories

for BG-FILCOTEN® pro and pro mini with cast iron edge (G), galvanised (V) or stainless steel edge (E), NW 200

Item no.	Covers with fiX-locking (no bolt connection)	Load class	Weight	Pcs./Pallet
17020222	pro mesh grating 1000/222/20, MW 30/10	C 250	8.8 kg	60
17020223	pro mesh grating 500/222/20, MW 30/10	C 250	4.5 kg	28
17020322	pro mesh grating 1000/222/20, MW 30/10, stainless steel <sup>1)</sup>	C 250	8.8 kg	60
17020323	pro mesh grating 500/222/20, MW 30/10, stainless steel <sup>1)</sup>	C 250	4.5 kg	28
17020226	pro mesh grating 1000/222/20, MW 25/10 <sup>1)</sup>	D 400	15.7 kg	30
17020227	pro mesh grating 500/222/20, MW 25/10 <sup>1)</sup>	D 400	8.0 kg	21
17020228	pro perforated grating 1000/222/20, Ø 6.0 mm <sup>1)</sup>	C 250	13.5 kg	60
17020229	pro perforated grating 500/222/20, Ø 6.0 mm <sup>1)</sup>	C 250	6.7 kg	28
17020328	pro perforated grating 1000/222/20, Ø 6.0 mm, stainless steel <sup>1)</sup>	C 250	13.5 kg	60
17020329	pro perforated grating 500/222/20, Ø 6.0 mm, stainless steel <sup>1)</sup>	C 250	6.7 kg	28
17020101	pro ductile iron elongated bar grating 500/222/20, MW 29/13	C 250	7.3 kg	98
17020104	pro ductile iron elongated bar grating 500/222/20, MW 29/13	D 400	7.7 kg	98
17020105	pro ductile iron slotted grating 500/222/20, SW 14/200	E 600	8.9 kg	98
17020183	pro ductile iron design grating "KIARO" 500/222/20, SW 7 <sup>1) 3)</sup>	D 400	7.9 kg	70
17020184	pro ductile iron design grating "VIA" 500/222/20, SW 6 <sup>1) 3)</sup>	D 400	8.2 kg	70
17020180	pro ductile iron design grating "VILLE" 500/222/20, SW 7 <sup>1)</sup>	E 600	10.8 kg	70
32089	pro anti-vandalism locking device Requirement: 2 pieces per cover	stainless steel	0.1 kg	
Item no.	Gratings 4 point boltable (only in cast iron edge)	Load class	Weight	Pcs./Pallet
17020108	pro ductile iron slotted grating 500/222/20, SW 14/200 <sup>4)</sup>	D 400	7.9 kg	105
17020103	pro ductile iron elongated bar grating 500/222/20, MW 22/13 <sup>4)</sup>	E 600	9.5 kg	98
17020113	pro ductile iron cover, closed, 500/222/20 <sup>1)</sup>	E 600	11.2 kg	70
32103	pro locking device kit for ductile iron grating class D and E (1 pc. bolt, 1 pc. nut - 8 pcs. required per m)			
32109	pro locking device kit stainless steel for ductile iron grating class D and E (1 pc. bolt, 1 pc. nut - 8 pcs. required per m)			
Item no.	Accessories	Material	Weight	Pcs./Pallet
10620192	pro sump unit G 500/265/750 incl. pipe coupling Ø 200 and plastic sediment bucket	FILCOTEN® HPC	49.1 kg	6
10620292	pro sump unit V 500/265/750 incl. pipe coupling Ø 200 and plastic silt bucket	FILCOTEN® HPC	48.7 kg	6
10620392	pro sump unit E 500/265/750 incl. pipe coupling Ø 200 and plastic silt bucket <sup>1)</sup>	FILCOTEN® HPC	48.7 kg	6
30040	Odour trap made of PVC sewer pipes Ø 200/87°	Plastic	7.4 kg	
19020230	pro front cap (no. 0 – 10-0)	galvanised	0.8 kg	
19020231	pro end cap with outlet Ø 200 (no. 0 – 10-0)	galvanised	1.1 kg	
19020215	pro front cap (no. 20-0)	galvanised	0.9 kg	
19020216	pro end cap with outlet Ø 200 (no. 20-0)	galvanised	1.2 kg	
19020330	pro front cap (no. 0 – 10-0) <sup>1)</sup>	stainless steel	0.8 kg	
19020331	pro end cap with outlet Ø 200 (no. 0 – 10-0) <sup>1)</sup>	stainless steel	1.1 kg	
19020315	pro front cap (no. 20-0) <sup>1)</sup>	stainless steel	0.9 kg	
19020316	pro end cap with outlet Ø 200 (no. 20-0) <sup>1)</sup>	stainless steel	1.2 kg	
19015200	pro mini front cap (H=100 und H=120 mm)	galvanised	0.3 kg	
19015300	pro mini front cap (H=100 und H=120 mm) <sup>1)</sup>	stainless steel	0.3 kg	
19020926	SET installation supports, size 2, lower section, including nuts <sup>5)</sup>	galvanised	1.2 kg	
19020927	SET installation supports, size 2, top section, including bolts	galvanised	0.5 kg	

NEW

# BG-FILCOTEN<sup>®</sup> pro



Mesh grating MW 30/10  
class C, galvanised & stainless steel  
for NW 100 to 200



Mesh grating MW 25/10, class D  
NW 100 – galvanised & stainless steel  
NW 150 and 200 – galvanised



Slotted grating SW 8/80,  
class C, galvanised &  
stainless steel,  
for NW 100



Perforated grating, Ø 6,0 mm, class C  
galvanised & stainless steel  
for NW 100 to 200



Ductile iron slotted grating SW 14/100,  
14/150, 14/200, for NW 100 to 200  
class E, with fiX-locking  
for NW 100 to 200  
Class D, 4 point boltable



COMBee design grating  
Ø 7,3 mm, class C  
plastic PA6  
for NW 100



plastic slotted grating  
SW 8/40, class C  
plastic PA6  
for NW 100



Ductile iron cover, closed  
for NW 100 to 200  
4-point boltable



Ductile iron elongated bar grating  
MW 29/6 class C, narrow SVV  
for NW 100




Ductile iron elongated bar grating  
MW 29/13, class C or class D  
for NW 100 to 200




Ductile iron elongated bar grating  
MW 28/9, class D  
for NW 100 and 150



ductile iron elongated bar grating  
MW 29/13 – NW 100 & 150  
MW 25/13 – NW 150 up to class D  
MW 22/13 – NW 150 & 200, up to class E  
4 point bolted only available in cast iron edge



ductile design grating  
KIARO, class D, SW 7  
for NW 100 to 200



ductile iron design grating  
VIA, class D, SW 6-7  
for NW 100 to 200



ductile iron design grating  
VILLE, class E, SW 7  
for NW 100 to 200



ductile iron design grating  
RIVER, class D, SW 8  
for NW 100 and 150



## LED Ductile iron elongated bar grating




Suitable with BG-FILCOTEN<sup>®</sup> tec and pro systems,  
NW 100, class D 400, resistant to dust and water  
according to IP 67 Rating System, 24 Volt, incl.  
cable and power supply unit.

NEW

Available on request.



# References



up to class E 600

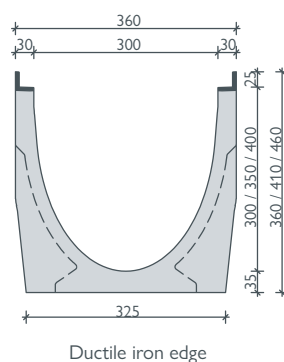
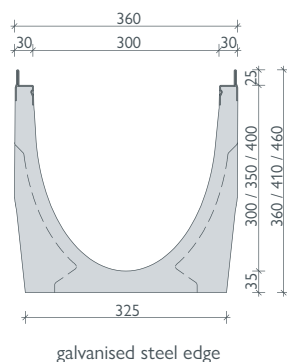
# BG-FILCOTEN<sup>®</sup>

pro

## BG-FILCOTEN<sup>®</sup> pro incl. edges, nominal width 300

Drainage channel made of FILCOTEN<sup>®</sup> HPC (High Performance Concrete) with integrated cast iron (G) or galvanised steel edge (V), up to class E

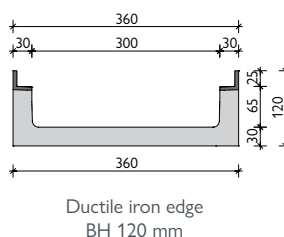
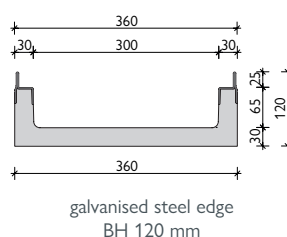
Item no.	Channel body with galvanised steel edge and safety joint	Slope	Weight	Pcs./Pallet
10630200	pro V NW 300, no. 0	0.0 %	78.0 kg	6
10630280	pro V NW 300, no. 0, L = 500 mm	0.0 %	37.9 kg	4
10630261	pro V NW 300, no. 5-0 <sup>1)</sup>	0.0 %	84.5 kg	6
10630262	pro V NW 300, no. 10-0 <sup>1)</sup>	0.0 %	88.6 kg	6
10630264	pro V NW 300, no. 20-0 <sup>1)</sup>	0.0 %	109.0 kg	6
10630270	pro V NW 301 no. 0, with outlet opening Ø 200	0.0 %	71.8 kg	6
10630271	pro V NW 301 no. 5-0, with outlet opening Ø 200	0.0 %	78.4 kg	6
10630272	pro V NW 301 no. 10-0, with outlet opening Ø 200	0.0 %	84.8 kg	6
10630274	pro V NW 301 no. 20-0, with outlet opening Ø 200	0.0 %	105.2 kg	6
10630201-10	pro V NW 300, no. 1 to no. 10 <sup>1)</sup>	0.5 %	78.5 – 88.0 kg	6
Item no.	Channel body with ductile iron edge and safety joint	Slope	Weight	Pcs./Pallet
10630100	pro G NW 300, no. 0	0.0 %	81 kg	6
10630180	pro G NW 300, no. 0, L = 500 mm	0.0 %	40.5 kg	4
10630161	pro G NW 300, no. 5-0 <sup>1)</sup>	0.0 %	86.5 kg	6
10630162	pro G NW 300, no. 10-0 <sup>1)</sup>	0.0 %	92.5 kg	6
10630164	pro G NW 300, no. 20-0 <sup>1)</sup>	0.0 %	110.7 kg	6
10630170	pro G NW 301 no. 0, with outlet opening Ø 200	0.0 %	77.2 kg	6
10630171	pro G NW 301 no. 5-0, with outlet opening Ø 200	0.0 %	82.7 kg	6
10630172	pro G NW 301 no. 10-0, with outlet opening Ø 200	0.0 %	86.5 kg	6
10630174	pro G NW 301 no. 20-0, with outlet opening Ø 200	0.0 %	106.9 kg	6
10630101-10	pro G NW 300, no. 1 to no. 10 <sup>1)</sup>	0.5 %	81,5 - 91,0 kg	6



## BG-FILCOTEN<sup>®</sup> pro mini incl. edges, nominal width 300

Drainage channel made of FILCOTEN<sup>®</sup> HPC (High Performance Concrete) with integrated cast iron (G) or galvanised steel edge (V), up to class E – very low construction height

Item no.	Channel body with galvanised steel edge and safety joint	Slope	Weight	Pcs./Pallet
10530200	pro V mini NW 300, H = 120 mm <sup>1)</sup>	0.0 %	36.2 kg	12
10530270	pro V mini NW 301 H = 120 mm, with outlet opening Ø 200	0.0 %	34.2 kg	12
Item no.	Channel body with ductile iron edge and safety joint	Slope	Weight	Pcs./Pallet
10530100	pro G mini NW 300, H = 120 mm	0.0 %	37.9 kg	12
10530170	pro G mini NW 301 H = 120 mm, with outlet opening Ø 200	0.0 %	35.9 kg	12



GRASPOINTNER  
Sustainable innovation.

<sup>1)</sup> Delivery time on request.

<sup>2)</sup> Locking device kit to be ordered separately.

<sup>3)</sup> If the lower part is not used, threaded rods and nuts must be provided by the customer.



## Gratings and accessories


for BG-FILCOTEN® pro and pro mini with cast iron (G) or galvanised steel edge (V), nominal width 300

Item no.	Gratings with fix-locking – 4 point bolttable	Load class	Weight	Pcs./Pallet
17030222	per mesh grating 1000/347/25, MW 30/10 <sup>2)</sup> without fix-locking	C 250	23.1 kg	24
17030223	per mesh grating 500/347/25, MW 30/10 <sup>2)</sup> without fix-locking	C 250	11.6 kg	24
17030102	pro ductile iron elongated bar grating 500/347/25, MW 29/13 <sup>2)</sup>	D 400	15.2 kg	28
17030103	pro ductile iron elongated bar grating 500/347/25, MW 29/13 <sup>2)</sup>	E 600	17.9 kg	28
17030108	pro ductile iron slotted grating 500/347/25, SW 16/300 <sup>2)</sup>	D 400	17.4 kg	28
17030183	pro ductile iron design grating "KIARO" 500/347/25, SW 7 <sup>1) 2)</sup> without fix-locking	D 400	19.3 kg	28
17030184	pro ductile iron design grating "VIA" 500/347/25, SW 6 <sup>1) 2)</sup> without fix-locking	D 400	17.5 kg	28
17030180	pro ductile iron design grating "VILLE" 500/347/25, SW 8 <sup>1) 2)</sup> without fix-locking	E 600	20.0 kg	28
17030109	pro ductile iron cover, closed, 500/347/25	F 900	25.4 kg	28
32112	pro locking device kit for mesh grating class C (1 pc. bolt, 1 pc. nut – 4 pcs. required per m)			
32110	pro locking device kit for ductile iron grating class D and E (1 pc. bolt, 1 pc. nut – 8 pcs. required per m)			
32122	pro Bolting material, stainless steel, for ductile iron grating class D and E (1 pc. bolt, 1 pc. nut – 8 pcs. required per m)			
Item no.	Accessories	Material	Weight	Pcs./Pallet
10630192	pro sump unit 560/520/950 incl. pipe coupling Ø 200 and sediment bucket made of galvanised steel	FILCOTEN® HPC	127.0 kg	2
10630292	pro sump unit V 560/520/950, 2-part, incl. pipe coupling Ø 200 and sediment bucket made of galvanised steel	FILCOTEN® HPC	126.2 kg	2
30040	Odour trap made of PVC sewer pipes Ø 200/87°	Plastic	7.4 kg	
19030213	pro front cap (no. 0 – 20-0)	galvanised	1.7 kg	
19030214	pro end cap with outlet Ø 200 (no. 0 – 20-0)	galvanised	1.6 kg	
19030210	pro mini front cap (H=120 mm)	galvanised	0.5 kg	
19030926	SET installation supports, size 3, lower section, including nuts <sup>3)</sup>	galvanised	1.4 kg	
19030927	SET installation supports, size 3, top section, including bolts	galvanised	0.7 kg	




With NW 300, gratings can also be bolted onto the galvanised edge.

## Gratings: BG-FILCOTEN® pro and pro mini NW 300



Mesh grating MW 30/10  
class C, galvanised steel  
4-point bolttable




ductile iron elongated bar grating  
MW 29/13, class D or class E  
4-point bolttable




ductile iron slotted grating  
SW 16 /300, class D  
4-point bolttable




Ductile iron cover  
closed, class F  
4 point bolttable



ductile iron design grating  
VIA, class D, SW 6  
4-point bolttable



ductile iron design grating  
VILLE, class E, SW 8  
4-point bolttable

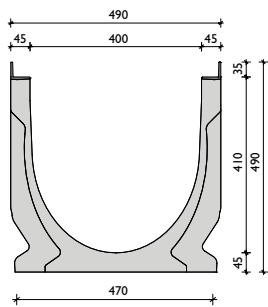


ductile iron design grating  
KIARO, class D, SW 7  
4-point bolttable

up to class E 600

# BG-FILCOTEN<sup>®</sup>

pro



Ductile iron edge

## BG-FILCOTEN<sup>®</sup> pro incl. cast iron edge, NW 400

Drainage channel made of FILCOTEN<sup>®</sup> HPC (High Performance Concrete) with integrated cast iron edge (G) up to class E

Item no.	Channel body with ductile iron edge and safety joint	Slope	Weight	Pcs./Pallet
10641100	pro G NW 400, no. 0, L = 1000 mm <sup>1)</sup>	0.0 %	146.0 kg	4
10641170	pro G NW 401, no. 0, L = 1000 mm, with outlet opening Ø 200	0.0 %	143.0 kg	4



ductile iron slotted grating  
SW 18/215, class E  
4-point boltable

## Gratings and accessories

for BG-FILCOTEN<sup>®</sup> pro with cast iron edge (G), NW 400

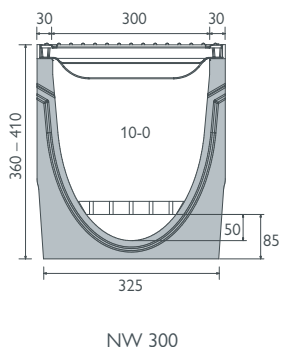
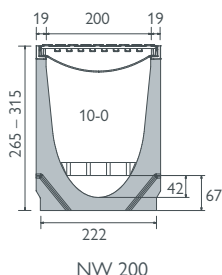
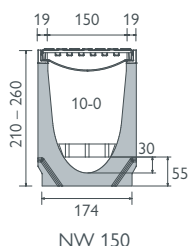
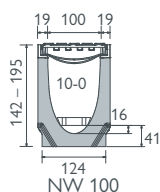
Item no.	Gratings 4 point bolted	Load class	Weight	Pcs./Pallet
17040181	pro ductile iron slotted grating 500/474/35, SW 18/215 <sup>2)</sup>	E 600	34.5 kg	20
32110	pro Bolting material for ductile iron slotted grating (1 pc. bolt, 1 pc. nut - 8 pcs. required per m)			
32122	pro Bolting material stainless steel for ductile iron slotted grating (1 pc. bolt, 1 pc. nut - 8 pcs. required per m)			
Item no.	Accessories	Material	Weight	Pcs./Pallet
10640192	pro sump unit G 560/520/1130 incl. pipe coupling Ø 200 and sediment bucket made of galvanised steel	FILCOTEN <sup>®</sup> HPC	178.8 kg	2
10640193	pro sump unit G 560/540/1230 incl. pipe coupling Ø 300 and sediment bucket made of galvanised steel	FILCOTEN <sup>®</sup> HPC	226.6 kg	2
30040	Odour trap made of PVC sewer pipes Ø 200/87°	Plastic	7.4 kg	
19040213	pro front cap	galvanised	4.5 kg	
19040214	pro end cap with outlet Ø 200	galvanised	4.7 kg	
19040215	pro end cap with outlet Ø 300	galvanised	4.4 kg	

# References



up to class E 600

# BG-FILCOTEN® connect



## BG-FILCOTEN® connect with cast iron edge, NW 100

Drainage channel made of FILCOTEN® HPC (High Performance Concrete) with integrated cast iron edge (G) up to class E

Item no.	Channel body with ductile iron edge and safety joint	Slope	Weight	Pcs./Pallet
10610162	connect, NW 100, no. 10-0	without slope	26.1 kg	20
Item no.	Gratings 4 point bolted	Load class	Weight	Pcs./Pallet
17010113	Ductile iron cover, 500/122/20, closed cover <sup>1)</sup>	E 600	5.3 kg	168
32103	Bolting material for ductile iron gratings, galvanised (1 pc. bolt, 1 pc. nut – requirement per m 8 pcs.)			
32109	Bolting material for ductile iron gratings (1 pc. bolt, 1 pc. nut – requirement per m: 8 pcs.)			
Item no.	Accessories	Material	Weight	Pcs./Pallet
19010410	connect cable support NW 100, 1000/64/15, MW 31/31	plastic	0.5 kg	
19010230	connect front cap	galvanised	0.3 kg	
19010401	pro front cap, without socket, closed	plastic	0.1 kg	

## BG-FILCOTEN® connect with cast iron edge, NW 150

Drainage channel made of FILCOTEN® HPC (High Performance Concrete) with integrated cast iron edge (G) up to class E

Item no.	Channel body with ductile iron edge and safety joint	Slope	Weight	Pcs./Pallet
10615162	connect, NW 150, no. 10-0	without slope	40.0 kg	12
Item no.	Gratings 4 point bolted	Load class	Weight	Pcs./Pallet
17015113	Ductile iron cover, 500/172/20, closed cover <sup>1)</sup>	E 600	7.9 kg	96
32103	Bolting material for ductile iron gratings, galvanised (1 pc. bolt, 1 pc. nut – requirement per m 8 pcs.)			
32109	Bolting material for ductile iron gratings (1 pc. bolt, 1 pc. nut – requirement per m: 8 pcs.)			
Item no.	Accessories	Material	Weight	Pcs./Pallet
19015410	connect cable support, 1000/108/25, MW 31/31	plastic	1.2 kg	
19015230	connect front cap	galvanised	0.5 kg	

## BG-FILCOTEN® connect with cast iron edge, NW 200

Drainage channel made of FILCOTEN® HPC (High Performance Concrete) with integrated cast iron edge (G) up to class E

Item no.	Channel body with ductile iron edge and safety joint	Slope	Weight	Pcs./Pallet
10620162	connect, NW 200, no. 10-0	without slope	55.3 kg	6
Item no.	Gratings 4 point bolted	Load class	Weight	Pcs./Pallet
17020113	Ductile iron cover, 500/222/20, closed cover <sup>1)</sup>	E 600	11.2 kg	70
32103	Bolting material for ductile iron gratings, galvanised (1 pc. bolt, 1 pc. nut – requirement per m 8 pcs.)			
32109	Bolting material for ductile iron gratings (1 pc. bolt, 1 pc. nut – requirement per m: 8 pcs.)			
Item no.	Accessories	Material	Weight	Pcs./Pallet
19020410	connect cable support, 1000/142/25, MW 31/31	plastic	1.7 kg	
19020230	connect front cap	galvanised	0.8 kg	

## BG-FILCOTEN® connect with cast iron edge, NW 300

Drainage channel made of FILCOTEN® HPC (High Performance Concrete) with integrated cast iron edge (G) up to class E

Item no.	Channel body with ductile iron edge and safety joint	Slope	Weight	Pcs./Pallet
10630162	connect, NW 300, no. 10-0	without slope	92.5 kg	6
Item no.	Gratings 4 point bolted	Load class	Weight	Pcs./Pallet
17030109	Ductile iron cover, 500/347/25, closed cover <sup>1)</sup>	F 900	25.4 kg	30
32110	Bolting material for ductile iron gratings, galvanised (1 pc. bolt, 1 pc. nut – requirement per m 8 pcs.)			
Item no.	Accessories	Material	Weight	Pcs./Pallet
19030410	connect cable support, 1000/201/25, MW 31/31	plastic	2.3 kg	
19030213	connect front cap	galvanised	1.7 kg	



GRASPOINTNER  
Sustainable innovation.

<sup>1)</sup> Delivery time on request.



# Cable spaghetti? Not with us ...

Sturdy, maintenance-free, efficient:

BG-FILCOTEN<sup>®</sup> connect

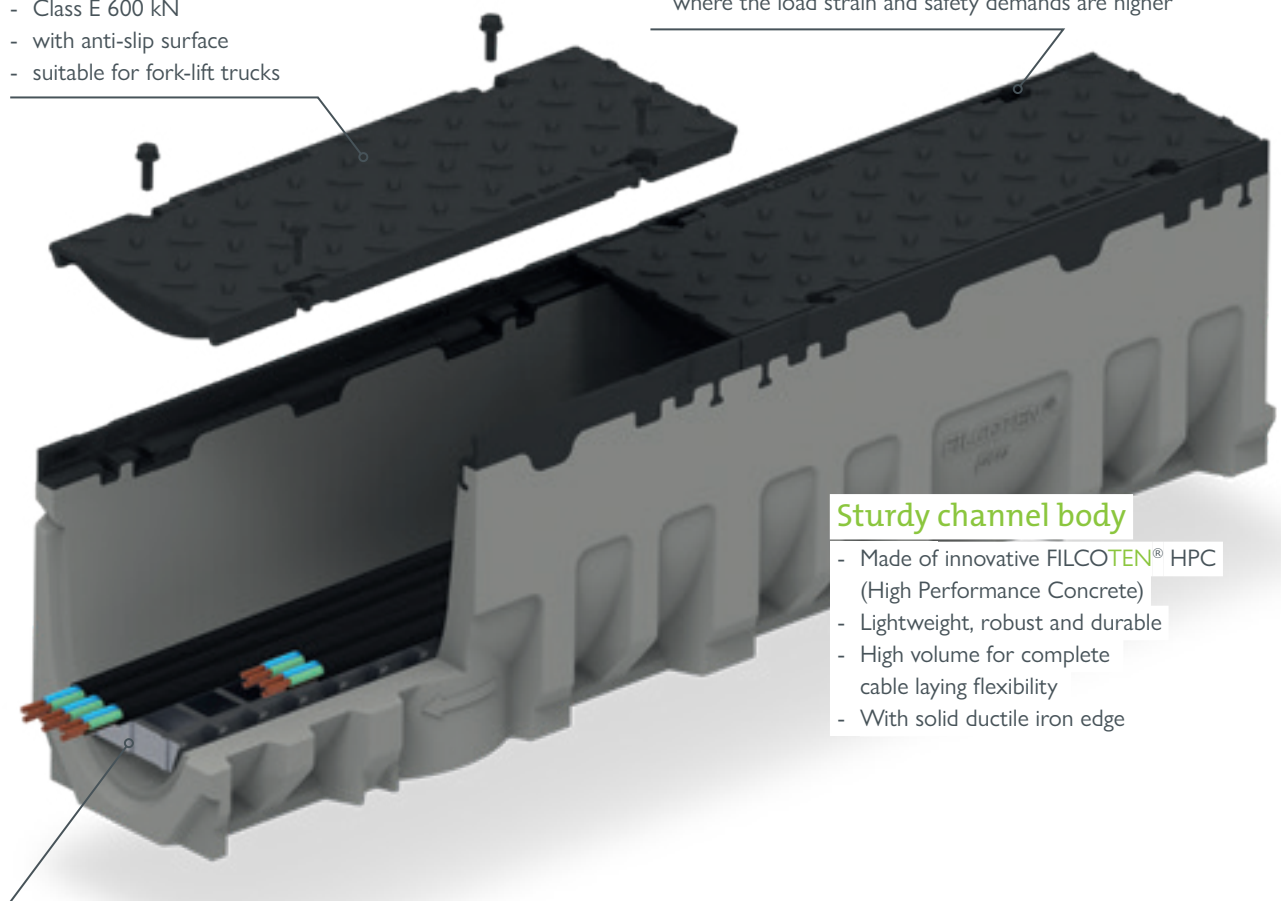
BG-FILCOTEN<sup>®</sup> connect makes laying cable bundles so much simpler. Because this innovative media duct is not only sturdy and lightweight – making it easy to install – its intelligent design means that it is also extremely easy to service and maintain. Giving you the flexibility you need every time.

## Closed cover

- Class E 600 kN
- with anti-slip surface
- suitable for fork-lift trucks

## Grating lock

- Integrated fix-locking for quick and easy removal of the grating
- Bolt connections optionally available (8 per metre) where the load strain and safety demands are higher



## Sturdy channel body

- Made of innovative FILCOTEN<sup>®</sup> HPC (High Performance Concrete)
- Lightweight, robust and durable
- High volume for complete cable laying flexibility
- With solid ductile iron edge

## Functional cable support

- Provides dry support for cables used outdoors should rain ever seep into the system
- Electrically non-conductive due to plastic construction

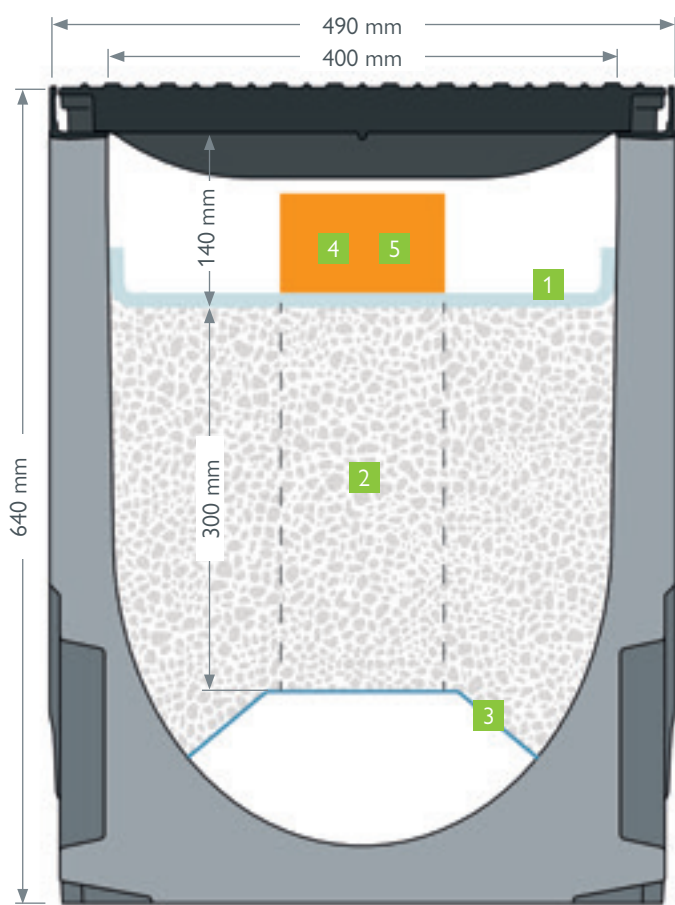
## Your benefits at a glance:

- Sturdy, lightweight and durable thanks to the FILCOTEN<sup>®</sup> HPC
- Bolt-mounted grating; nuts and bolts replaceable
- Non-conductive due to use of GFR<sup>1)</sup> in the cable support
- Ideal for exhibition and event halls as well as for factory premises and production plants

<sup>1)</sup> GFR: Glass fibre reinforced plastic

# We set the Water a new **purity standard.**

The new BG-FILCOTEN® green features an innovative filter system, enabling superior cleaning performance. At the same time, the system is easy to install and maintain.



## 1 Pre-filter fleece for efficient preclearing.

- The pre-filter non-woven material keeps out coarse dirt, protecting the high-quality technical filter material
- Very easy to install, maintain and replace

## 2 Powerful integrated technical filter

- **in accordance with ÖWAV RB 45** <sup>2)</sup>
- varied applications
- excellent efficiency as well as high and lasting cleaning performance

## 2 Innovative cleaning filter material.

- **tested in accordance with ÖNORM B 2506-3** <sup>2)</sup>
- ViaSorp filter material in optimised quantity (height: 300 mm)
- Highest possible cleaning class
- Homogeneous material, no separation during use
- no risk of remobilising heavy metals due to water containing de-icing salts

## 3 Trapezoid-shaped perforated sheet metal made from stainless steel.

- separates the filter substrate zone from the drainage area, keeping the transverse drainage section permanently clear
- optimised perforated surface for maximum drain of water

## 4 Integrated Control & water sampling shaft.

- Control/water abstraction shaft for visual control and sampling
- easiest handling: Remove the grating and take the water sample
- the purified water can then be taken and tested for its ingredients

## 5 Innovative overflow Ø 150 for efficient heavy rain drainage.

- effective protection even in most extreme rainfall
- cleaning of polluted first flush via the technical filter
- unpolluted excess water can drain out through the overflow pipe in a controlled way
- **ATTENTION!** Approval of the authority must be given for this device.



GRASPOINTNER  
Sustainable innovation.


<sup>2)</sup> The BG-FILCOTEN® green water treatment system is equipped and distributed exclusively with ÖNORM B 2506-3 tested filter material. BG-Graspointner GmbH reserves the right to substitute a comparable, ÖNORM B 2506-3 certified product for the advertised filter material, Mall-ViaClean plus Test Number N 001970, if and where the case arises.

<sup>1)</sup> Locking device kit to be ordered separately.

## BG-FILCOTEN® green incl. cast iron edge, NW 400

Drainage channel made of FILCOTEN® HPC (High Performance Concrete) with integrated cast iron edge (G) up to class E

Item no.	Channel body with ductile iron edge and safety joint	Slope	Weight	Pcs./Pallet
10640166	green G NW 400, no. 30-0, H 640, L= 2000 mm	0.0 %	356.0 kg	1
10641166	green G NW 400, no. 30-0, H 640, L= 1000 mm	0.0 %	179.0 kg	1
10640176	green G NW 401, no. 30-0, H 640, with outlet opening Ø 200, L = 2000 mm	0.0 %	353.0 kg	1
10641176	green G NW 401, no. 30-0, H 640, with outlet opening Ø 200, L = 1000 mm	0.0 %	176.0 kg	1



## Gratings

for BG-FILCOTEN® green with ductile iron edge (G), NW 400

Item no.	Gratings 4 point boltable	Load class	Weight	Pcs./Pallet
17040181	green ductile iron slotted grating 500/474/35, SW 18/215 <sup>1)</sup>	E 600	34.5 kg	20
32110	green locking device kit for ductile iron slotted grating (1 pc. bolt, 1 pc. nut - 8 pcs. required per m)			
32122	green locking device kit stainless steel for ductile iron slotted grating (1 pc. bolt, 1 pc. nut - 8 pcs. required per m)			




## Accessories

Installation parts for filter unit, front-/end caps

Item no.	Accessories	Material	Weight
19540910	green pre-filter mat, L = 5000 mm, B = 500 mm		0.9 kg
19500919	Mall-ViaClean plus filter material <sup>2)</sup> , tested in accordance with ÖNORM B 2506-3 origin class A, Surface ratio of 1:50 Austrian Standards Certificate no. N 001970		740 kg
19500920			629 kg
19500921			370 kg
19500922			185 kg
19040360	green trapezoid perforated sheet metal, L = 2000 mm	stainless steel	5.0 kg
19040361	green trapezoid perforated sheet metal, L = 1000 mm	stainless steel	2.5 kg
19540956	Set – water sampling shaft consisting of: trapezoid perforated sheet metal with outlet Ø 150, L = 2000 mm, Pipe plug, bolting material	Stainless steel/ PVC	6.6 kg
19540954	Set – overflow pipe consisting of: trapezoid perforated sheet metal with outlet Ø 150, L = 2000 mm, inlet cover, bolting material	stainless steel PVC	7.4 kg
19040353	green partition sheet	stainless steel	1.9 kg
19040350	green front cap	stainless steel	4.7 kg
19040351	green end cap with Ø 150 outlet	stainless steel	5.6 kg
19040500	green tool for substrate flattening	wood	1.2 kg
Item no.	BG-Sealing System	Package	
31300	sealant 1K – standard, concrete grey – product: Sikaflex Pro 3	600 ml/bag	
31302	primer – product: Sikaflex Primer 3N	250 ml/can	
31206	Separation tape 9 x 2 mm	25 m/roll	
31203	Applicator gun 450 ml – 600 ml		

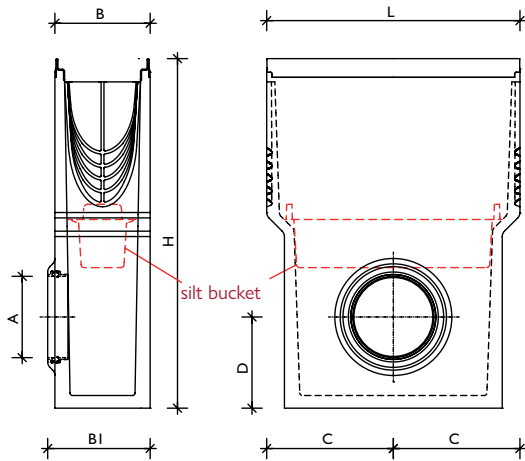
ductile iron slotted grating  
SW 18/215, class E  
4-point boltable

 Technical data: [www.say.bg/en/green](http://www.say.bg/en/green)

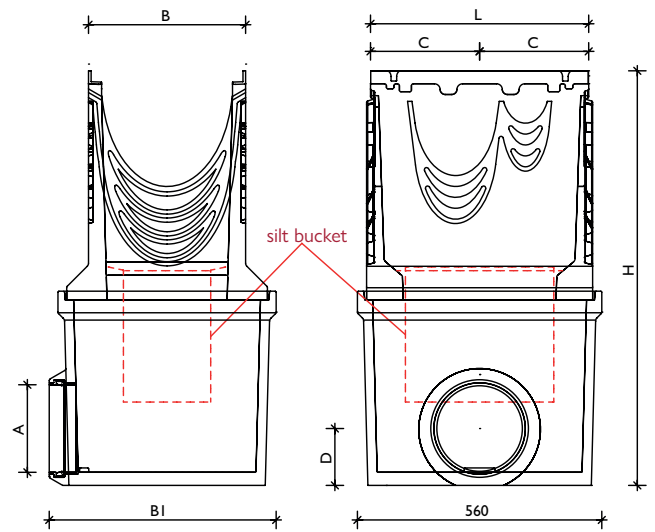


# BG-FILCOTEN®

## Sump units incl. silt bucket




BG-FILCOTEN® sump unit, one part  
incl. silt bucket made of plastic



BG-FILCOTEN® pro 300/400 sump unit, two parts  
incl. galvanised sediment bucket


family	NW	Set item no. / <b>one part</b>	L	B	B 1	H	C	D	Outlet A
BG-FILCOTEN® self	100	10710091	500	122	138	380	250	125	Pipe coupling Ø 100
BG-FILCOTEN® light	100	10310094	500	126	140	500	250	130	Pipe coupling Ø 100
	150	10315092	500	180	195	650	250	190	Pipe coupling Ø 150
BG-FILCOTEN® tec	100	10410293 <sup>*)</sup> / 10410393 <sup>*)</sup>	500	130	144	500	250	130	Pipe coupling Ø 100
	150	10415292 <sup>*)</sup> / 10415392 <sup>*)</sup>	500	180	197	650	250	190	Pipe coupling Ø 150
	200	10420292 <sup>*)</sup> / 10420392 <sup>*)</sup>	500	230	261	650	250	184	Pipe coupling Ø 200
BG-FILCOTEN® pro	100	10610292 <sup>*)</sup> / 10610192 <sup>*)</sup> / 10610392 <sup>*)</sup>	500	138	145	600	250	130	Pipe coupling Ø 100
	150	10615292 <sup>*)</sup> / 10615192 <sup>*)</sup> / 10615392 <sup>*)</sup>	500	188	200	690	250	180	Pipe coupling Ø 150
	200	10620292 <sup>*)</sup> / 10620192 <sup>*)</sup> / 10620392 <sup>*)</sup>	500	238	265	750	250	135	Pipe coupling Ø 200
family	NW	Set item no. / <b>two parts</b>	L	B	B 1	H	C	D	Outlet A
BG-FILCOTEN® pro	300	10630292 <sup>*)</sup> / 10630192 <sup>*)</sup>	500	360	520	950	250	130	Pipe coupling Ø 200
	400	10640192 <sup>*)</sup>	500	490	520	1130	250	130	Pipe coupling Ø 200
		10640193 <sup>*)</sup>	500	490	540	1230	250	190	Pipe coupling Ø 300

<sup>\*)</sup> Sump unit with galvanised steel edge | <sup>\*)</sup> Sump unit with cast iron edge | <sup>\*)</sup> Sump unit with stainless steel edge

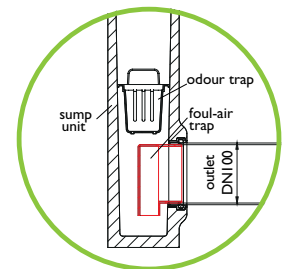


Pipe-coupling system:  
A pipe fair lead is already installed in the outlet connector. The sewer pipe connection can be made here directly and quickly.

Sump unit incl. sediment bucket, made of plastic





odour trap for sump unit for retrofitting Ø 100/150  
Installation: Insert the odour trap from the inside and connect with the sewage pipe.




GRASPOINTNER  
Sustainable innovation.




# References



## BG-FILCOTEN<sup>®</sup> tec / pro



Prefabricated outlet opening  
Ø 100 (NW 100), Ø 150 (NW 150)  
and Ø 200 (NW 200/300/400)




Drainpipe made from PVC, sewage  
pipe already fitted



a) Odour trap for bottom outlet  
consisting of 3 parts



b) Outlet pipe of foul-air trap is inserted  
into outlet opening from below before  
installation.



c) The two remaining parts  
complete the foul-air trap (only for  
NW 100) – done!



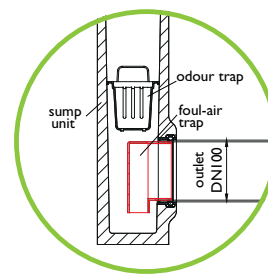
Positioning of outlet opening: Channel end to outlet opening centre = 250 mm



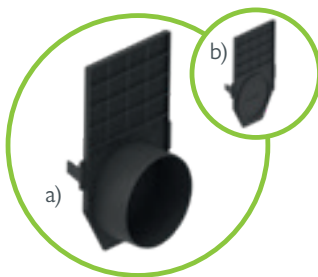
BG-FILCOTEN<sup>®</sup> sump units tec/pro,  
L=500 mm, incl. silt bucket made of  
plastic, to fit NW



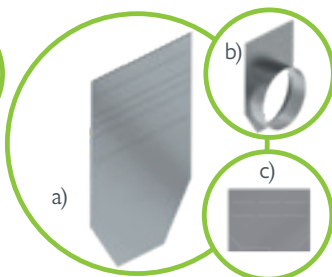
odour trap for sump unit for retrofitting Ø 100/150  
Installation: Insert the odour trap from the inside and connect  
with the sewage pipe.



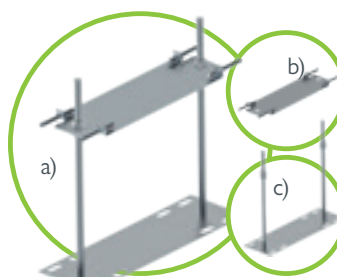
Odour trap made of  
PVC bends for sump units  
with outlets Ø 150 or 200



a) Front/end cap with outlet  
b) front cap made of plastic,  
closed



a) Front cap, each NW  
b) End cap with outlet, each NW  
c) Front cap tec/pro mini, each NW



Installation supports to fit NW  
made of galvanised steel  
a) Top part set + lower part set  
b) Top part set incl. bolts  
c) Lower part set incl. nuts



Sealing system suitable for all  
channels with safety seam – for  
sealing the channel joints



Anti-vandalism locking device for  
all gratings with fiX locking for  
NW 100/150/200 – except slotted  
gratings and COMBee design gratings  
(tec / pro).  
Required per grating: 2 pieces



Detailed description on page 55



Bolting kits for pro  
(to be ordered separately)  
consisting of:  
1 pc. bolt, 1 pc. nut  
galvanised or stainless steel

Suitable for use with gratings:  
see table per nominal width  
See footnotes!



M8 for NW 100-200 / 10 for NW 300-400

# A connection, that keeps our promises.

The various different fixing options for our gratings meet the requirements of channel standard EN 1433. Furthermore, they also allow you to adapt the safety measures to your own specification. The


fiX-locking ensures a rapid, secure fixing of the grating while the anti-vandalism locking device goes one step further:

More security on request: optional anti-vandalism locking device (for NW 100, 150 and 200)




#### Step 1:

Push the locking device into the fitting springs provided for this purpose until it snaps into place.



#### Step 2:

Attach the grating as described for the fiX-locking below into the BG-FILCOTEN® tec/pro channel.




#### Step 3:

Push the grating firmly into the channel until it snaps into place.



#### Step 4:

Lock the anti-vandalism device by twisting the bolt.



You can find a video how to use this system at: [www.say.bg/vandalismussicherung](http://www.say.bg/vandalismussicherung)

## Simply secure: the 4 point fiX-locking



The „fiX-locking“ enables a 4 point boltless locking device for the grating in the channel. The fitting springs for each grating variant engage in the recess in the edge provided for this, and the grating is simply and securely mounted.

- The coverings are initially inserted on one side of the channel with an exact fit and are locked by means of a simple turning of the grating.
- When doing this, look out for the recesses in the edge in which the clamps against longitudinal slipping engage.
- The fiX-locking fixes the grating in the edge. This connection can be unfastened by pulling it out.
- The fiX-locking system can be used with ductile iron and mesh gratings.





The gratings on the left are  
**beautiful & functional.**  
 On the right, it's **the other way round.**



## BG-FILCOTEN® self & light

Gratings	SW, MW, Ø in mm	
1 self slotted grating	SW 5/80	
2 light slotted grating	SW 8/80	
	SW 8/130	
3 Mesh grating	MW 30/10	
7 Slot top	SW 12.5	
8 Slot top 2S, Heelproof	SW 2x6	
9 Slot top 3S, Heelproof	SW 3x6	
10 self ductile iron mesh grating	MW 15/25	
10 light ductile iron mesh grating	MW 15/25	
	MW 15/28	
21 self ductile iron mesh grating	SW 10/85	

## BG-FILCOTEN® tec & city mini

Gratings	SW, MW, Ø in mm	
2a Slotted grating	SW 8/80	
4 Mesh grating	MW 30/10	
6 Perforated grating	Ø 6.0	
7 Slot top	SW 12.5	
8 Slot top 2S, Heelproof	SW 2x6	
9 Slot top 3S, Heelproof	SW 3x6	
19 COMBee design grating	Ø 7.3	
20 plastic slotted grating	SW 8/40	
11 Ductile iron elongated bar gr.	MW 29/13	
22 ductile iron slotted grating	SW 10	
12 Ductile iron elongated bar grating, narrow SW	MW 29/6	
23 LED Ductile iron elongated bar gr.	MW 29/13	

## BG-FILCOTEN® pro

Gratings	SW, MW, Ø in mm	
Slotted grating	SW 8/80	
2b Mesh grating <sup>3)</sup>	MW 30/10	
4 Mesh grating	MW 25/10	
Perforated grating	Ø 6.0	
6 COMBee design grating	Ø 7.3	
19 plastic slotted grating	SW 8/40	
20 Ductile iron elongated bar gr. <sup>3) 4)</sup>	MW 29/13	
11 Ductile iron elongated bar grating, narrow SW	MW 29/6	
12 Ductile iron elongated bar grating, 4 point bolttable	MW 25/13	
	MW 22/13	
Ductile iron elongated bar grating, narrow SW	MW 28/9	
14 LED Ductile iron elongated bar gr.	MW 29/13	
23 Ductile iron slotted grating <sup>3) 4)</sup>	SW 14	
22 Ductile iron design gr. KIARO <sup>3)</sup>	SW 16	
	SW 7	
15 Ductile iron design gr. VIA <sup>3)</sup>	SW 6-7	
16 Ductile iron design gr. VILLE <sup>3)</sup>	SW 7-8	
17 ductile iron design gr. RIVER	SW 8	
18 Ductile iron cover, closed		
24		

22 pro / green ductile iron slotted gr.	SW 18/215	
---	-----------	--

<sup>2)</sup> Material:

V: Galvanised | E: Stainless steel

G: Ductile iron | PA6: Polyamide plastic

KTL: KTL coated ductile iron



GRASPOINTNER  
Sustainable innovation.



	NW 100	NW 150	NW 200	NW 300	Class <sup>1)</sup>	Material <sup>2)</sup>
	✓				A	V
	✓				A	V, E
		✓			A	V
	✓				car accessible	V, E
		✓			car accessible	V
	✓				B	V, E
	✓	✓			C	V, E
	✓				B	E
	✓	✓			C	V, E
	✓	✓			C	E
	✓				B	G
	✓				C	G, KTL
		✓			C	G
	✓				B	G

	NW 100	NW 150	NW 200	NW 300	Class <sup>1)</sup>	Material <sup>2)</sup>
	✓				A, C	V, E
	✓	✓	✓		B	V
	✓	✓	✓		CS	V, E
	✓				A, C	V, E
		✓	✓		C	V, E
	✓				B	V
	✓	✓			C	V, E
	✓				B	E
	✓	✓			C	V, E
	✓	✓			C	E
	✓				B, C	PA6
	✓				C	PA6
	✓	✓	✓		C	G
	✓	✓			B	G
	✓				C	G
	✓				D	G


	NW 100	NW 150	NW 200	NW 300	Class <sup>1)</sup>	Material <sup>2)</sup>
	✓				C	V, E
	✓	✓	✓		C	V, E
				✓	V	V
	✓				D	V, E
		✓	✓		D	V
	✓	✓	✓		C	V, E
	✓				C	PA6
	✓				C	PA6
	✓	✓	✓		C, D	G
				✓	D, E	G
	✓				C	G
		✓			D	G
	✓	✓	✓		E	G
	✓	✓			D	G
	✓	✓	✓		D, E	G
				✓	D	G
	✓	✓	✓	✓	D	G
	✓	✓	✓	✓	D	G
	✓	✓	✓	✓	E	G
	✓	✓			D	G
	✓	✓	✓		E	G
				✓	F	G

	NW 400	E	G
--	--------	---	---

<sup>1)</sup> Classes according to EN 1433:

A 15 kN | B 125 kN | C 250 kN | D 400 kN | E 600 kN | F 900 kN

<sup>3)</sup> From NW 300 4-point bolttable <sup>4)</sup> incl. fiX-locking system



10



11



12



13



fiX-locking



14




4-point bolttable



20



fiX-locking & 4x bolted



15



16



[www.say.bg/en/blacklabel\\_pdf](http://www.say.bg/en/blacklabel_pdf)




17



18




22



21

BG-BLACKLABEL  
design line

8 9 15 16 17 18 19



19



# The **first** of its kind – and the most **sustainable.**



The simple ideas are often the best. The revolutionary BG-FILCOTEN® one is a good example. Channel and grating cast in one piece – made from the most innovative material on the market: FILCOTEN® HPC (High Performance Concrete).

## Made from one piece, brilliantly simple.

We invested a lot of work in this – and our investment paid off: Many hours of construction, design, planning and testing brought about a one-of-a-kind product that combines a great number of exceptional properties – the first of its kind.

## Monolithic structure, environmental-friendly in many ways.

FILCOTEN® HPC is a material that combines excellent properties with sustainability. FILCOTEN® HPC means economical use of raw materials and unparalleled environmental friendliness: tested and IBR certified<sup>1)</sup>, thus guaranteed free of harmful substances– and 100% recyclable<sup>2)</sup>.

## Inflow opening in the channel joint

Inflow opening in the joint with standard slot width for ideal water drainage



## Tongue/groove/tenon system for installation in either direction

- non-directional channel joint for easy and fast installation
- interlocking of the groove/tongue/tenon system for accurate, aligned setting of the elements
- predefined distance in the joint for optimum function of the insertable sealing profile

## Highly efficient water run

- channel cross-section with innovative corrugated W-profile design for optimum hydraulic performance on partial and complete filling
- High self-cleaning effect of the W-profile as this causes turbulence in the inflowing water

## Easy-to-handle sealing system

- preformed groove on the front/end sides for easy insertion of the sealing profile
- permanent joint sealing through tight fit of the tongue/groove/tenon system
- Requirements according to EN 1433



## Optimized inflow openings

- Slot widths according to EN 1433
- innovative S-design for efficient rainwater inflow

## Cyclist- and pedestrian-friendly

- Counter-rotating radial arrangement of the inlet openings
- safe to drive and walk over thanks to the S-design of the double slots

## Monolithic structure

- Element made entirely of FILCOTEN® HPC
- Extremely robust and wear resistant
- ideal for dynamic exposure in road traffic

## Verified LCA (Life Cycle Assessment)

- low greenhouse gas emission levels
- Manufactured with 100% green electricity
- Resource-efficient manufacturing process



[www.say.bg/en/one\\_pdf](http://www.say.bg/en/one_pdf)



## Extremely durable hold in the concrete bed

- lateral anchoring pockets for maximum anchorage in the concrete bed
- permanent fit in the foundation thanks to identical linear expansion coefficient
- Perfect connection between FILCOTEN® HPC and concrete

## Integrates fully with the surrounding environment.

Fine finished concrete structure and surface.

## Areas of use: One for many.

BG-FILCOTEN® one is the first choice wherever heavy dynamic loads may occur.

The reason is obvious: Thanks to its monolithic structure and the sophisticated design, it combines an unprecedented number of benefits in one channel system.

## Overview of applications

- airports
- harbours
- terminals
- highways
- industrial areas
- logistic centres
- railway crossings
- truck and car parking spaces

<sup>1)</sup> Meets the strict criteria of the Rosenheim Institute for Building Biology (IBR).

<sup>2)</sup> Quality class U-A (certified by the Bautechnische Versuchs- und Forschungsanstalt Salzburg (bvfs)).

<sup>3)</sup> According to ISO14040; ISO14044; EN15804.

<sup>4)</sup> No use of synthetic resins

<sup>5)</sup> Sealing profile on request.

# Designed in detail, a system that is convincing.

What is a good drainage system all about? Quite simply, it must be more than the sum of its parts. When developing BG-FILCOTEN® one, from the start, we always focused on the entire system, not just on the individual single parts.

Intelligent solutions for your requirements

We achieved a great number of intelligent solutions for more efficiency, performance and, above all, easy and safe handling – from the first installation, to the daily use through to the routine maintenance.

**Class D 400 – F 900**

## Sump unit, top part

- with rectangular floor opening as silt bucket insert

## One grating – one design

- consistent continuation of the S-design also for the cast iron grating
- edge and grating, cathodic dip-coated
- 4-point bolting
- Class F 900

## Basic channel

- NW 200 or NW 150
- Standard construction height no 0
- Total length 1,000 mm

## Outlet unit

- Outlet unit NW 150 with Ø 150 and/or NW 200 available with Ø 200 opening.
- drainpipe can be serviced/cleaned through the removable grating.

## Maintenance unit

- Maintenance access in the style of the channel run
- Total length 1,000 mm
- closed base



GRASPOINTNER  
Sustainable innovation.





## Front cap

- with tongue/groove/tenon system
- closure of front sides of the channel run

## End cap with outlet

- with tongue/groove/tenon system
- Closure of channel with socket pipe connection NW 150: Ø 150 and NW 200: Ø 200 (pipe coupling)

## Easy access

- Easy cleaning access to the sump unit
- Large outlet opening in the channel bottom
- Suspended silt bucket for sump unit
- Total length 1,000 mm

## Adapter cap

- For stepped slope installation
- From height no 0 to 40-0

## Retention & stepped slope

- 40-0 height (20 cm higher than no. 0)
- for higher hydraulic requirements
- longer channel runs possible up to one outlet point
- Suitable for retention (additional volume: NW 150 – 30 ltr./mtr, NW 200 – 40 ltr./mtr)

## Sump unit middle part

- to increase the outlet depth
- construction height 300 mm

## Sump unit, bottom part

- - socket (pipe coupling)
- - turns to left/right
- - NW 150: Ø 150 or Ø 200 available
- - NW 200: Ø 200 or Ø 300 available

## Lived sustainability : FILCOTEN® HPC (High Performance Concrete)

- cement-bound, mineral material
- extremely durable, stable and UV-resistant
- extremely resistant to frost, de-icing salt, oil, gasoline
- 100% recyclable, certified<sup>1)</sup>
- Certified environmental and energy management under ISO 14001 or 50001 at the location of Oberwang / AT
- tested by the IBR<sup>2)</sup>-safe in terms of building biology



[www.say.bg/en/one\\_video](http://www.say.bg/en/one_video)

<sup>1)</sup> according to the guidelines of the Austrian Construction Material Recycling Association. <sup>2)</sup> Institut für Baubiologie Rosenheim.

up to class F 900

# BG-FILCOTEN® one

## BG-FILCOTEN® one, NW 150

Monolithic channel made of FILCOTEN® HPC (High Performance Concrete) up to class F


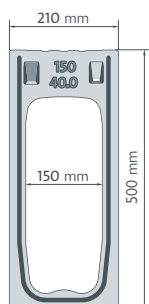

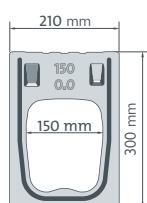
Item no.	monolithic channel body up to class F – without slope	Load class	Weight	Pcs./Pallet
15016100	one NW 150 no. 0, L = 1000mm, SW 23/52mm	D 400	76.6 kg	9
15016168	one NW 150 no. 40-0, L = 1000mm, SW 23/52mm	D 400	107.5 kg	6
15015100	one NW 150 no. 0, L = 1000mm, SW 23/52mm	F 900	76.6 kg	9
15015168	one NW 150 no. 40-0, L = 1000mm, SW 23/52mm	F 900	107.5 kg	6

BG-FILCOTEN® one NW 150: Inlet cross-section 370 cm<sup>2</sup>/m | Discharge cross-section 150/0: 220 cm<sup>2</sup>/m | 150/40-0: 520 cm<sup>2</sup>/m


## Accessories

for BG-FILCOTEN® one, NW 150


Item no.	Accessories	Load class	Weight
15015000	Variable corner element, no. 0, SW 23/52mm	F 900	86.0 kg
15015008	Variable corner element, no. 40-0, SW 23/52mm	F 900	118.7 kg
15016180	Maintenance unit no. 0, L=1000 mm incl. ductile iron grating <sup>1)</sup>	D 400	83.0 kg
15016188	Maintenance unit no. 40-0, L=1000 mm incl. ductile iron grating <sup>1)</sup>	D 400	111.0 kg
15015180	Maintenance unit no. 0, L=1000 mm incl. ductile iron grating <sup>1)</sup>	F 900	83.0 kg
15015188	Maintenance unit no. 40-0, L=1000 mm incl. ductile iron grating <sup>1)</sup>	F 900	111.0 kg
15016190	Outlet unit no. 0, L=1000 incl. ductile iron grating, with outlet opening Ø 150 <sup>1)</sup>	D 400	82.0 kg
15016198	Outlet unit no. 40-0, L=1000 incl. ductile iron grating, with outlet opening Ø 150 <sup>1)</sup>	D 400	110.0 kg
15015190	Outlet unit no. 0, L=1000 incl. ductile iron grating, with outlet opening Ø 150 <sup>1)</sup>	F 900	82.0 kg
15015198	Outlet unit no. 40-0, L=1000 incl. ductile iron grating, with outlet opening Ø 150 <sup>1)</sup>	F 900	110.0 kg
15016170	Sump unit top part no. 0, L = 1000 mm incl. ductile iron grating <sup>1)</sup>	D 400	79.0 kg
15016178	Sump unit top part no. 40-0, L = 1000 mm incl. ductile iron grating <sup>1)</sup>	D 400	108.0 kg
15015170	Sump unit top part no. 0, L = 1000 mm incl. ductile iron grating <sup>1)</sup>	F 900	79.0 kg
15015178	Sump unit top part no. 40-0, L = 1000 mm incl. ductile iron grating <sup>1)</sup>	F 900	108.0 kg
19115094	Sump unit middle part, NW 150		28.0 kg
19115095	Sump unit, bottom part, NW 151, pipe-coupling Ø 150		33.8 kg
19115096	Sump unit, bottom part, NW 151, pipe-coupling Ø 200		33.3 kg
22510	Silt bucket for sump unit, plastic		0.4 kg
30030	Odour trap made of PVC bends Ø 150/87° made of plastic		3.9 kg
19115100	Front cap, no. 0, without outlet		7.3 kg
19115108	Front cap, no. 40-0, without outlet		12.3 kg
19115110	End cap no. 0, with outlet Ø 150		5.0 kg
19115118	End cap, no. 40-0, with outlet Ø 150		10.0 kg
19115157	Adapter cap no. 0 on 40-0		9.1 kg
19115900	Lifting-hook (set consisting of 2 pcs.), painted green		1.9 kg
19000701	Profile for joint sealing, no. 0, L=650 mm <sup>2)</sup>		0.04 kg
19000702	Profile for joint sealing, no. 40 -0, L=1050 mm <sup>2)</sup>		0.07 kg



Maintenance unit or  
Outlet element incl. ductile iron  
grating



sump unit  
middle part and lower part  
Ø 150 / 200 / 300



Corner piece variable



Lifting hook (consisting of 2 pcs.)  
for NW 150, painted green



Lifting hook (consisting of 2 pcs.),  
for NW 200, painted black



GRASPOINTNER  
Sustainable innovation.

<sup>1)</sup> Comprising a monolithic channel body, cast iron edge and bolt-on ductile iron grating.


<sup>2)</sup> Is a joint sealing profile required? Please contact our service team.

## BG-FILCOTEN® one, NW 200

Monolithic channel made of FILCOTEN® HPC (High Performance Concrete) up to class F

Item no.	monolithic channel body up to class F – without slope	Load class	Weight	Pcs./Pallet
15021100	one NW 200 no. 0, L = 1000mm, SW 23/70mm	D 400	106.0 kg	9
15021168	one NW 200 no. 40-0, L = 1000mm, SW 23/70mm	D 400	136.5 kg	6
15020100	one NW 200 no. 0, L = 1000mm, SW 23/70mm	F 900	106.0 kg	9
15020168	one NW 200 no. 40-0, L = 1000mm, SW 23/70mm	F 900	136.5 kg	6

BG-FILCOTEN® one NW 200: Inlet cross-section 510 cm<sup>2</sup>/m | Discharge cross-section 200/0: 340 cm<sup>2</sup>/m | 200/40-0: 735 cm<sup>2</sup>/m



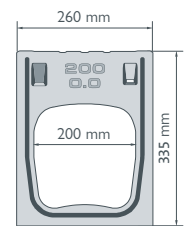


BG-FILCOTEN®

## Accessories

for BG-FILCOTEN® one, NW 200

Item no.	Accessories	Load class	Weight
15020000	Variable corner element, no. 0, SW 23/70mm	F 900	114.0 kg
15020008	Variable corner element, no. 40-0, SW 23/70mm	F 900	142.0 kg
15021180	Maintenance unit no. 0, L=1000 mm incl. ductile iron grating <sup>1)</sup>	D 400	101.0 kg
15021188	Maintenance unit no. 40-0, L=1000 mm incl. ductile iron grating <sup>1)</sup>	D 400	133.0 kg
15020180	Maintenance unit no. 0, L=1000 mm incl. ductile iron grating <sup>1)</sup>	F 900	101.0 kg
15020188	Maintenance unit no. 40-0, L=1000 mm incl. ductile iron grating <sup>1)</sup>	F 900	133.0 kg
15021190	Outlet unit no. 0, L=1000 incl. ductile iron grating, with outlet opening Ø 200 <sup>1)</sup>	D 400	99.0 kg
15021198	Outlet unit no. 40-0, L=1000 incl. ductile iron grating, with outlet opening Ø 200 <sup>1)</sup>	D 400	131.0 kg
15020190	Outlet unit no. 0, L=1000 incl. ductile iron grating, with outlet opening Ø 200 <sup>1)</sup>	F 900	99.0 kg
15020198	Outlet unit no. 40-0, L=1000 incl. ductile iron grating, with outlet opening Ø 200 <sup>1)</sup>	F 900	131.0 kg
15021170	Sump unit top part no. 0, L = 1000 mm incl. ductile iron grating <sup>1)</sup>	D 400	96.0 kg
15021178	Sump unit top part no. 40-0, L = 1000 mm incl. ductile iron grating <sup>1)</sup>	D 400	128.0 kg
15020170	Sump unit top part no. 0, L = 1000 mm incl. ductile iron grating <sup>1)</sup>	F 900	96.0 kg
15020178	Sump unit top part no. 40-0, L = 1000 mm incl. ductile iron grating <sup>1)</sup>	F 900	128.0 kg
19120094	Sump unit middle part, NW 200		29.0 kg
19120095	Sump unit, bottom part, NW 201, pipe-coupling Ø 200		35.5 kg
19120096	Sump unit, bottom part, NW 201, pipe-coupling Ø 300		39.0 kg
22511	Silt bucket for sump unit, plastic		0.7 kg
30040	Odour trap made of PVC bends Ø 200/87° made of plastic		7.4 kg
19120100	Front cap, no. 0, without outlet		13.0 kg
19120108	Front cap, no. 40-0, without outlet		21.0 kg
19120110	End cap no. 0, with outlet Ø 200		8.5 kg
19120118	End cap, no. 40-0, with outlet Ø 200		16.5 kg
19120157	Adapter cap no. 0 on 40-0		12.5 kg
19120900	Lifting hook (consisting of 2 pcs.), painted black		2.1 kg
19000703	Profile for joint sealing, no. 0, L=760 mm <sup>2)</sup>		0.05 kg
19000704	Profile for joint sealing, no. 40 -0, L=1160 mm <sup>2)</sup>		0.08 kg




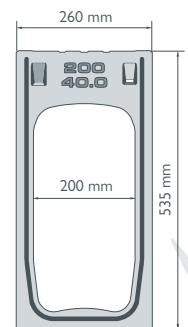
End cap  
with outlet



Front cap  
closed



Adapter cap  
no. 0 / 40-0



For sectional drawings and technical data on sump units, please see: one NW 150: [www.say.bg/en/one150\\_daten](http://www.say.bg/en/one150_daten)  
one NW 200: [www.say.bg/en/one200\\_daten](http://www.say.bg/en/one200_daten)

<sup>2)</sup> Is a joint sealing profile required?  
Please say so with your order.



Class E 600 – F 900



## Every day for **years** **Top performance,** BG-CLASSIC


What makes a product a classic? Quite simply: top performance at all times. That is exactly what you get with our BG-CLASSIC channel systems. Discover impressive ruggedness and durability delivering superior drainage performance, also in the face of the toughest challenges.

- extreme adaptability and variability, can be installed in a wide range of locations
- Easy handling and assembly whilst delivering maximum performance.




GRASPOINTNER  
Sustainable innovation.






**BG-CLASSIC BGU-Z**  
universal channel  
up to class E 600

pages 66 – 71




**BG-CLASSIC BGZ-S**  
Heavy-duty channel  
up to class F 900

pages 72 – 77



**BG-CLASSIC BG-SI**  
Safety channel  
up to class F 900

page 78




**BG-CLASSIC BG-SL**  
slot channel  
up to class F 900

page 79




**BG-CLASSIC BIG I**  
Heavy-duty channel  
up to class F 900

pages 84 – 85



**BG-CLASSIC BIG TANK**  
Heavy-duty channel  
up to class F 900

page 86



**BG-CLASSIC**  
moat channel

page 87



Technical data: [www.say.bg/en/bg-classic](http://www.say.bg/en/bg-classic)

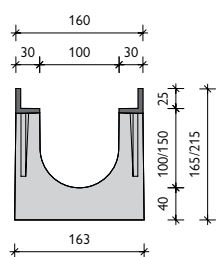
## BG-CLASSIC channel systems sorted by application areas:

country roads	1 2 3 4 5 6 7	Agriculture	1 2 3 4 5 6 7
container terminal	1 2 3 4 5 6 7	Logistics area	1 2 3 4 5 6 7
airport (airside)	1 2 3 4 5 6 7	Parking area (truck)	1 2 3 4 5 6 7
Pedestrian zones	1 2 3 4 5 6 7	Parking area (car)	1 2 3 4 5 6 7
harbour	1 2 3 4 5 6 7	heavy-duty areas	1 2 3 4 5 6 7
Storage area	1 2 3 4 5 6 7	garage	1 2 3 4 5 6 7
Land/forest paths	1 2 3 4 5 6 7		

up to class E 600

# BG-CLASSIC BGU-Z

## Universal channel SV G

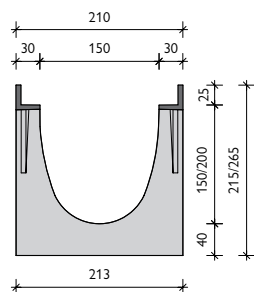


Ductile iron edge

### BG-CLASSIC BGU-Z SV G, NW 100

Drainage channel with integrated cast iron edge up to class E, with quick-locking system (SV)

Item no.	Channel body with safety joint	Slope	Weight	Pcs./Pallet
14500	BGU-Z SV G NW 100, no. 0	0.0 %	37.0 kg	28
14530	BGU-Z SV G NW 100, no. 0, L = 500 mm	0.0 %	18.5 kg	28
14501	BGU-Z SV G NW 100, no. 5-0	0.0 %	41.0 kg	21
14502	BGU-Z SV G NW 100, no. 10-0	0.0 %	45.0 kg	21
14510-19	BGU-Z SV G NW 100, no. 1 to no. 10	0.5 %	37,4 - 44,1 kg	21
14505	BGU-Z SV G NW 101, no. 0, outlet opening 100	0.0 %	35.0 kg	28
14506	BGU-Z SV G NW 101, no. 5-0, outlet opening DN 100	0.0 %	39.0 kg	21
14507	BGU-Z SV G NW 101, no. 10-0, outlet opening DN 100	0.0 %	42.5 kg	21
Item no.	Covers incl. quick-locking system	Load class	Weight	Pcs./Pallet
23250	BGU-Z mesh grating 1000/147/25, MW 30/10	C 250 kN	4.1 kg	120
23251	BGU-Z mesh grating 500/147/25, MW 30/10	C 250 kN	2.2 kg	48
22050	BGU-Z ductile iron grating 500/147/25, SW 16/120	C 250 kN	3.9 kg	120
23102	BGU-Z ductile iron grating 500/147/25, SW 18/120	D 400 kN	4.0 kg	120
22756	BGU-Z ductile iron elongated bar grating 500/147/25, MW 27/13	E 600 kN	4.3 kg	120
Item no.	Covers incl. 4 point bolting material	Load class	Weight	Pcs./Pallet
22757	BGU-Z ductile iron elongated bar grating 500/147/25, MW 27/13	E 600 kN	4.6 kg	120
Item no.	Accessories	Material	Weight	Pcs./Pallet
22206	sump unit SV G 500/201/510 incl. pipe fair lead DN 150 <sup>2)</sup>	concrete	49 kg	12
22510	silt bucket for sump unit	Plastic	0.4 kg	
30030	Odour trap made of PVC sewer pipes DN 150/87°	plastic	3.9 kg	
30019	odour trap for bottom outlet DN 100	plastic	0.2 kg	
22220	Front cap	galvanised	0.4 kg	
22221	end cap DN 100	galvanised	0.5 kg	
22280	Bolting material for mesh gratings (1 pc. bolt, 1 pc. nut)			
22281	Bolting material for ductile iron gratings (1 pc. bolt, 1 pc. nut)			



Ductile iron edge

### BG-CLASSIC BGU-Z SV G, NW 150

Drainage channel with integrated cast iron edge up to class E, with quick-locking system (SV)

Item no.	Channel body with safety joint	Slope	Weight	Pcs./Pallet
14601	BGU-Z SV G NW 150, no. 0	0.0 %	55.0 kg	20
14617	BGU-Z SV G NW 150, no. 0, L = 500 mm	0.0 %	27.5 kg	20
14602	BGU-Z SV G NW 150, no. 5-0		58.5 kg	15
14603	BGU-Z SV G NW 150, no. 10-0	0.0 %	62.0 kg	15
14607-16	BGU-Z SV G NW 150, no. 1 to no. 10	0.5 %	55,4 - 61,7 kg	15
14604	BGU-Z SV G NW 151, no. 0, outlet opening 150	0.0 %	52.0 kg	20
14605	BGU-Z SV G NW 151, no. 5-0, outlet opening DN 150	0.0 %	55.5 kg	15
14606	BGU-Z SV G NW 151, no. 10-0, outlet opening DN 150	0.0 %	59.0 kg	15
Item no.	Covers incl. quick-locking system	Load class	Weight	Pcs./Pallet
23260	BGU-Z mesh grating 1000/197/25, MW 30/10	D 400 kN	10.2 kg	100
23261	BGU-Z mesh grating 500/197/25, MW 30/10	D 400 kN	5.3 kg	48
22060	BGU-Z ductile iron grating 500/197/25, SW 12/50 <sup>1)</sup>	C 250 kN	7.2 kg	100
22067	BGU-Z ductile iron grating 500/197/25, SW 18/170	C 250 kN	5.5 kg	100
22066	BGU-Z ductile iron grating 500/197/25, SW 18/170	D 400 kN	6.5 kg	100
22764	BGU-Z ductile iron elongated bar grating 500/197/25, MW 27/13	E 600 kN	7.3 kg	100
Item no.	Covers incl. 4 point bolting material	Load class	Weight	Pcs./Pallet
22765	BGU-Z ductile iron elongated bar grating 500/197/25, MW 27/13	E 600 kN	7.6 kg	100
Item no.	Accessories	Material	Weight	Pcs./Pallet
22207	sump unit SV G 500/261/690 incl. pipe fair lead DN 150 <sup>2)</sup>	concrete	82 kg	8
22511	silt bucket for sump unit	Plastic	0.7 kg	
30030	Odour trap made of PVC sewer pipes DN 150/87°	plastic	3.9 kg	
22230	Front cap	galvanised	0.6 kg	
22231	end cap DN 150	galvanised	0.7 kg	
22280	Bolting material for mesh gratings (1 pc. bolt, 1 pc. nut)			
22281	Bolting material for ductile iron gratings (1 pc. bolt, 1 pc. nut)			



GRASPOINTNER  
Sustainable innovation.

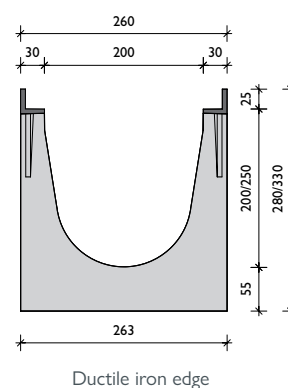

<sup>1)</sup> Delivery time on request.

<sup>2)</sup> Sump units see page 80.

## BG-CLASSIC BGU-Z SV G, NW 200

Drainage channel with integrated cast iron edge up to class E, with quick-locking system (SV)

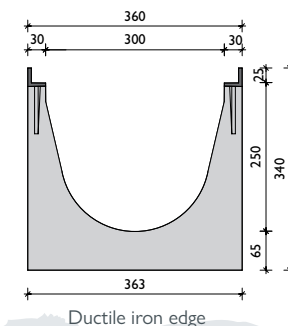
Item no.	Channel body with safety joint	Slope	Weight	Pcs./Pallet
14700	BGU-Z SV G NW 200, no. 0	0.0 %	84 kg	12
14716	BGU-Z SV G NW 200, no. 0, L = 500 mm	0.0 %	42 kg	12
14701	BGU-Z SV G NW 200, no. 5-0	0.0 %	88 kg	12
14702	BGU-Z SV G NW 200, no. 10-0	0.0 %	92 kg	12
14706-15	BGU-Z SV G NW 200, no. 1 to no. 10	0.5 %	84,4 - 91,6 kg	12
14703	BGU-Z SV G NW 201, no. 0, outlet opening 200	0.0 %	78 kg	12
14704	BGZ- Z SV G NW 201, no. 5-0, outlet opening DN 200	0.0 %	82 kg	12
14705	BGZ- Z SV G NW 201, no. 10-0, outlet opening DN 200	0.0 %	86 kg	12
Item no.	Covers incl. quick-locking system	Load class	Weight	Pcs./Pallet
23270	BGU-Z mesh grating 1000/247/25, MW 30/10	D 400 kN	16.0 kg	60
23271	BGU-Z mesh grating 500/247/25, MW 30/10	D 400 kN	8.2 kg	30
22079	BGU-Z ductile iron grating 500/247/25, SW 18/220	D 400 kN	8.2 kg	60
22774	BGU-Z ductile iron elongated bar grating 500/247/25, MW 27/13	E 600 kN	9.1 kg	60
Item no.	Covers incl. 4 point bolting material	Load class	Weight	Pcs./Pallet
22775	BGU-Z ductile iron elongated bar grating 500/247/25, MW 27/13	E 600 kN	9.1 kg	60
Item no.	Accessories	Material	Weight	Pcs./Pallet
22208	sump unit SV G 500/326/740 incl. pipe fair lead DN 200 <sup>2)</sup>	concrete	97 kg	6
22512	silt bucket for sump unit	Plastic	0.7 kg	
30040	Odour trap made of PVC sewer pipes DN 200/87°	Plastic	7.4 kg	
22240	Front cap	galvanised	0.7 kg	
22241	end cap DN 200	galvanised	0.9 kg	
22280	Bolting material for mesh gratings (1 pc. bolt, 1 pc. nut)			
22281	Bolting material for ductile iron gratings (1 pc. bolt, 1 pc. nut)			



## BG-CLASSIC BGU-Z SV G, NW 300

Drainage channel with integrated cast iron edge up to class E, with quick-locking system (SV)

Item no.	Channel body with safety joint	Slope	Weight	Pcs./Pallet
14800	BGU-Z SV G NW 300, no. 0	0.0 %	123.0 kg	9
14803	BGU-Z SV G NW 301 no. 0, outlet opening DN 200	0.0 %	116.0 kg	9
Item no.	Covers incl. quick-locking system	Load class	Weight	Pcs./Pallet
22184	BGU-Z mesh grating 1000/347/25, MW 30/10	C 250 kN	23.6 kg	30
22185	BGU-Z mesh grating 500/347/25, MW 30/10	C 250 kN	12.2 kg	24
23180	BGU-Z ductile iron grating 500/347/25, SW 18/150	D 400 kN	15.2 kg	30
22784	BGU-Z ductile iron elongated bar grating 500/347/25, MW 25/14 <sup>1)</sup>	E 600 kN	16.5 kg	30
Item no.	Covers incl. 4 point bolting material	Load class	Weight	Pcs./Pallet
22785	BGU-Z ductile iron elongated bar grating 500/347/25, MW 25/14	E 600 kN	16.5 kg	30
Item no.	Accessories	Material	Weight	Pcs./Pallet
23410	sump unit SV G 550/565/990, two parts incl. pipe fair lead DN 200 <sup>1) 2)</sup>	concrete	213.0 kg	2
22213	silt bucket for sump unit	galvanised	3.2 kg	
30040	Odour trap made of PVC sewer pipes DN 200/87°	Plastic	7.4 kg	
22250	Front cap	galvanised	1.3 kg	
22251	end cap DN 200	galvanised	1.2 kg	
22280	Bolting material for mesh gratings (1 pc. bolt, 1 pc. nut)			
22281	Bolting material for ductile iron gratings (1 pc. bolt, 1 pc. nut)			



*bolting-material:*

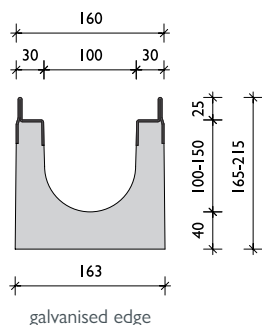
*With gratings up to class D – requirement per m: 4 pcs.*

*With gratings up to class E – requirement per m: 8 pcs.*

up to class D 400

# BG-CLASSIC BGU-Z

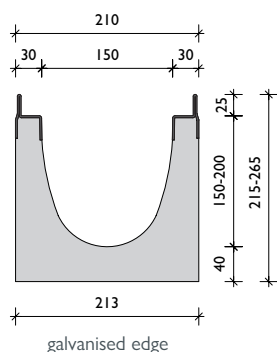
## Universal channels SV V



### BG-CLASSIC BGU-Z SV V, NW 100

Drainage channel with integrated cast iron edges up to class D, with quick-locking system (SV)

Item no.	Channel body with safety joint	Slope	Weight	Pcs./Pallet
14570	BGU-Z SV V NW 100, no. 0	0.0 %	35.7 kg	28
14586	BGU-Z SV V NW 100, no. 0, L = 500 mm	0.0 %	17.8 kg	28
14571	BGU-Z SV V NW 100, no. 5-0	0.0 %	39.4 kg	21
14572	BGU-Z SV V NW 100, no. 10-0	0.0 %	43.2 kg	21
14576-85	BGU-Z SV V NW 100, no. 1 to no. 10	0.5 %	36,1 - 42,8 kg	28
14573	BGU-Z SV V NW 101, no. 0, outlet opening DN 100	0.0 %	33.7 kg	21
14574	BGU-Z SV V NW 101, no. 5-0, outlet opening DN 100	0.0 %	37.4 kg	21
14575	BGU-Z SV V NW 101, no. 10-0, outlet opening DN 100	0.0 %	41.2 kg	21
Item no.	Covers incl. quick-locking system	Load class	Weight	Pcs./Pallet
22152	BGU-Z mesh grating NW 100, 1000/147/25, MW 30/10	C 250	4.1 kg	120
22153	BGU-Z mesh grating NW 100, 500/147/25, MW 30/10	C 250	2.2 kg	48
22050	BGU-Z ductile iron slotted grating NW 100, 500/147/25, SW 16/120	C 250	3.9 kg	120
23102	BGU-Z ductile iron slotted grating NW 100, 500/147/25, SW 18/120	D 400	4.0 kg	120
Item no.	Accessories	Material	Weight	Pcs./Pallet
22195	sump unit SV V, 500/201/510 incl. pipe fair lead DN 150 <sup>2)</sup>	concrete	47.7 kg	12
22510	silt bucket for sump unit	Plastic	0.4 kg	
30019	odour trap for bottom outlet DN 100	plastic	0.2 kg	
22220	Front cap	galvanised	0.4 kg	
22221	end cap DN 100	galvanised	0.5 kg	
22280	Bolting material for mesh grating (1 pc. bolt, 1 pc. nut)			
22281	Bolting material for ductile iron grating (1 pc. bolt, 1 pc. nut)			



### BG-CLASSIC BGU-Z SV V, NW 150

Drainage channel with integrated cast iron edges up to class D, with quick-locking system (SV)

Item no.	Channel body with safety joint	Slope	Weight	Pcs./Pallet
14670	BGU-Z SV V NW 150, no. 0	0.0 %	53.7 kg	20
14686	BGU-Z SV V NW 150, no. 0, L = 500 mm	0.0 %	26.9 kg	20
14671	BGU-Z SV V NW 150, no. 5-0	0.0 %	57.2 kg	15
14672	BGU-Z SV V NW 150, no. 10-0	0.0 %	60.7 kg	15
14676-85	BGU-Z SV V NW 150, no. 1 to no. 10	0.5 %	54,0 - 60,4 kg	15
14673	BGU-Z SV V NW 151, no. 0, outlet opening DN 150	0.0 %	50.7 kg	20
14674	BGU-Z SV V NW 151, no. 5-0, outlet opening DN 150	0.0 %	54.2 kg	15
14675	BGU-Z SV V NW 151, no. 10-0, outlet opening DN 150	0.0 %	57.7 kg	15
Item no.	Covers incl. quick-locking system	Load class	Weight	Pcs./Pallet
22162	BGU-Z mesh grating NW 150, 1000/197/25, MW 30/10	C 250	7.9 kg	100
22163	BGU-Z mesh grating NW 150, 500/197/25, MW 30/10	C 250	4.0 kg	48
22060	BGU-Z ductile iron slotted grating NW 150, 500/197/25, SW 12/50	C 250	7.2 kg	100
22067	BGU-Z ductile iron slotted grating NW 150, 500/197/25, SW 18/170	C 250	5.5 kg	100
22066	BGU-Z ductile iron slotted grating NW 150, 500/197/25, SW 18/170	D 400	6.5 kg	100
Item no.	Accessories	Material	Weight	Pcs./Pallet
22196	BGU-Z sump unit SV V, 500/261/690 incl. pipe fair lead DN 150 <sup>2)</sup>	concrete	80.7 kg	8
22511	silt bucket for sump unit	Plastic	0.4 kg	
22230	Front cap	galvanised	0.6 kg	
22231	end cap DN 150	galvanised	0.7 kg	
22280	Bolting material for mesh grating (1 pc. bolt, 1 pc. nut)			
22281	Bolting material for ductile iron grating (1 pc. bolt, 1 pc. nut)			



GRASPOINTNER  
Sustainable innovation.

<sup>1)</sup> Delivery time on request.

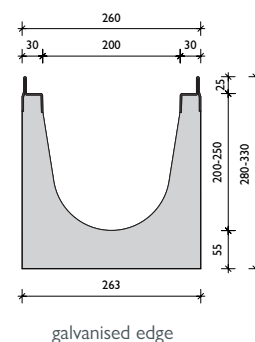

<sup>2)</sup> Sump units see page 80.



## BG-CLASSIC BGU-Z SV V, NW 200

Drainage channel with integrated cast iron edges up to class D, with quick-locking system (SV)

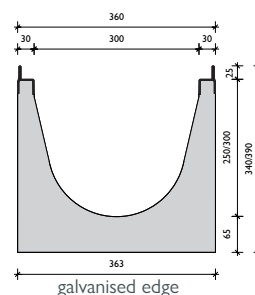

Item no.	Channel body with safety joint	Slope	Weight	Pcs./Pallet
14770	BGU-Z SV V NW 200, no. 0	0.0 %	82.7 kg	12
14786	BGU-Z SV V NW 200, no. 0, L = 500 mm	0.0 %	41.4 kg	12
14771	BGU-Z SV V NW 200, no. 5-0	0.0 %	86.7 kg	12
14772	BGU-Z SV V NW 200, no. 10-0	0.0 %	90.7 kg	12
14776-85	BGU-Z SV V NW 200, no. 1 to no. 10	0.5 %	83,1 - 90,3 kg	12
14773	BGU-Z SV V NW 201, no. 0, outlet opening DN 200	0.0 %	76.7 kg	12
14774	BGU-Z SV V NW 201, no. 5-0, outlet opening DN 200	0.0 %	80.7 kg	12
14775	BGU-Z SV V NW 201, no. 10-0, outlet opening DN 200	0.0 %	84.7 kg	12
Item no.	Covers incl. quick-locking system	Load class	Weight	Pcs./Pallet
22174	BGU-Z mesh grating NW 200, 1000/247/25, MW 30/10	C 250	10.1 kg	60
22175	BGU-Z mesh grating NW 200, 500/247/25, MW 30/10	C 250	5.1 kg	30
22079	BGU-Z ductile iron slotted grating NW 200, 500/247/25, SW 18/220	D 400	8.2 kg	60
Item no.	Accessories	Material	Weight	Pcs./Pallet
22197	sump unit SV V, 500/326/740 incl. pipe fair lead DN 200 <sup>2)</sup>	concrete	95.7 kg	6
22512	silt bucket for sump unit NW 100	plastic	0.4 kg	
22240	Front cap	galvanised	0.7 kg	
22241	end cap DN 200	galvanised	0.9 kg	
22280	Bolting material for mesh grating (1 pc. bolt, 1 pc. nut)			
22281	Bolting material for ductile iron grating (1 pc. bolt, 1 pc. nut)			



## BG-CLASSIC BGU-Z SV V, NW 300

Drainage channel with integrated cast iron edges up to class D, with quick-locking system (SV)

Item no.	Channel body with safety joint	Slope	Weight	Pcs./Pallet
14870	BGU-Z SV V NW 300, no. 0	0.0 %	122.0 kg	9
14872	BGU-Z SV V NW 300, no. 10-0	0.0 %	128.0 kg	6
14873	BGU-Z SV V NW 301, no. 0, outlet opening DN 200	0.0 %	115.0 kg	9
14875	BGU-Z SV V NW 301, no. 10-0, outlet opening DN 200	0.0 %	121.0 kg	6
Item no.	Covers incl. quick-locking system	Load class	Weight	Pcs./Pallet
22184	BGU-Z mesh grating NW 300, 1000/347/25, MW 30/10	C 250	23.6 kg	30
22185	BGU-Z mesh grating NW 300, 500/347/25, MW 30/10	C 250	12.2 kg	24
23180	BGU-Z ductile iron slotted grating NW 300, 500/347/25, SW 18/150	D 400	15.2 kg	30
Item no.	Accessories	Material	Weight	Pcs./Pallet
23412	BGU-Z sump unit SV V, 550/565/990, two parts with pipe fair lead DN 200 <sup>2)</sup>	concrete	212.0 kg	2
22213	silt bucket for sump unit	galvanised	3.2 kg	
30040	odour trap for bottom outlet DN 100	plastic	7.4 kg	
22250	Front cap	galvanised	1.3 kg	
22251	end cap DN 200	galvanised	1.2 kg	
22280	Bolting material for mesh grating (1 pc. bolt, 1 pc. nut)			
22281	Bolting material for ductile iron grating (1 pc. bolt, 1 pc. nut)			



*bolting-material:  
With gratings up to class D – requirement per m: 4 pcs.*




*The SV cast iron gratings can also be 2 point bolted.*

# BG-CLASSIC BGU-Z

Universal channels SV V/G

Gratings: **BG-CLASSIC** BGU-Z Universal channels SV:  
NW 100, 150, 200, 300




Mesh grating MW 30/10,  
class C – SV system,  
for NW 100 to 200




Ductile iron slotted grating SW 16/120,  
18/120, 18/170,  
class C and class D for NW 100 - 150  
SW 18/220, class D for NW 200




ductile iron elongated bar grating  
MW 27/13, Kl. E  
for NW 100- 200  
SV or 4-point bolting



Mesh grating MW 30/10,  
galvanised, class C  
for NW 300



ductile iron slotted grating SW 18/150  
class D for NW 300



ductile iron elongated bar grating  
MW 25/14, Kl. E  
for NW 300




All gratings up to class D 400 kN can additionally be boltable to the SV system!

Quick-locking system or 4 point boltable connection.



Tension rods for quick-locking system  
integrated





Bolting material can be replaced  
at any time



Additional protection against longitudinal  
movement

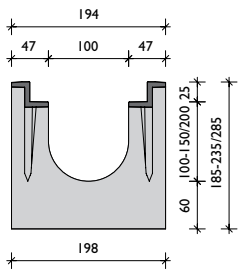
# References



up to class F 900

# BG-CLASSIC BGZ-S

## Heavy-duty channel

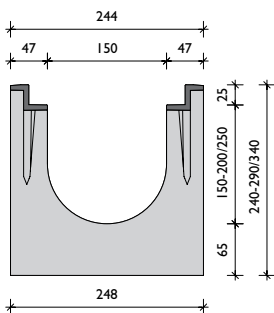


Ductile iron edge

### BG-CLASSIC BGZ-S SV G, NW 100

Drainage channel with integrated cast iron edge (G) up to class F, with quick-locking system (SV) or bolt connection

Item no.	Channel body with safety joint	Slope	Weight	Pcs./Pallet
16500	BGZ-S SV G NW 100, no. 0	0.0 %	63.0 kg	15
16530	BGZ-S SV G NW 100, no. 0, L = 500 mm	0.0 %	31.5 kg	20
16501-02	BGZ-S SV G NW 100, no. 5-0, no. 10-0	0.0 %	68,0 - 73,0 kg	15
16504	BGZ-S SV G NW 100, no. 20-0	0.0 %	83.0 kg	10
16510-19	BGZ-S SV G NW 100, no. 1 to no. 10	0.5 %	64,0 - 73,0 kg	15
16505	BGZ-S SV G NW 101, no. 0, outlet opening DN 100	0.0 %	60.0 kg	15
16506	BGZ-S SV G NW 101 no. 5-0, outlet opening DN 100	0.0 %	65.0 kg	15
16507	BGZ-S SV G NW 101 no. 10-0, outlet opening DN 100	0.0 %	70.0 kg	15
16509	BGZ-S SV G NW 101 no. 20-0, outlet opening DN 100	0.0 %	80.0 kg	10
Item no.	Covers incl. quick-locking system	Load class	Weight	Pcs./Pallet
23250	Mesh grating 1000/147/25, MW 30/10	D 400	6.4 kg	120
23251	Mesh grating 500/147/25, MW 30/10	D 400	3.3 kg	48
23102	Ductile iron slotted grating 500/147/25, SW 18/120	D 400	4.0 kg	120
22756	ductile iron elongated bar grating 500/147/25, MW 27/13	E 600	4.3 kg	120
Item no.	Covers incl. 4 point bolting material	Load class	Weight	Pcs./Pallet
22757	ductile iron elongated bar grating 500/147/25, MW 27/13	E 600	4.6 kg	120
22053	Ductile iron slotted grating 500/147/25, SW 16/120	F 900	5.7 kg	120
22059	ductile iron grating 500/147/25, closed cover <sup>1)</sup>	F 900	8.0 kg	120
Item no.	Accessories	Material	Weight	Pcs./Pallet
22200	sump unit SV G 500/211/510 incl. pipe fair lead DN 150 <sup>2)</sup>	concrete	67.0 kg	10
22510	silt bucket for sump unit	Plastic	0.4 kg	
30030	Odour trap made of PVC sewer pipes DN 150/87°	plastic	3.9 kg	
30019	Odour trap for outlet opening DN 100	plastic	0.2 kg	
31310	Forsheda-sealing for outlet opening DN 100	Elastomer	0.4 kg	
22220	Front cap	galvanised	0.4 kg	
22221	end cap DN 100	galvanised	0.5 kg	
22280	Bolting material for mesh gratings (1 pc. bolt, 1 pc. nut)			
22281	Bolting material for ductile iron gratings (1 pc. bolt, 1 pc. nut)			



Ductile iron edge

### BG-CLASSIC BGZ-S SV G, NW 150

Drainage channel with integrated cast iron edge (G) up to class F, with quick-locking system (SV) or bolt connection

Item no.	Channel body with safety joint	Slope	Weight	Pcs./Pallet
16600	BGZ-S SV G NW 150, no. 0	0.0 %	86.0 kg	12
16630	BGZ-S SV G NW 150, no. 0, L = 500 mm	0.0 %	43.0 kg	16
16601-02	BGZ-S SV G NW 150, no. 5-0, no. 10-0	0.0 %	91,0 - 96,0 kg	12
16604	BGZ-S SV G NW 150, no. 20-0	0.0 %	105.0 kg	8
16610-19	BGZ-S SV G NW 150, no. 1 to no. 10	0.5 %	87,0 - 95,0 kg	12
16605	BGZ-S SV G NW 151, no. 0, outlet opening DN 150	0.0 %	82.0 kg	12
16606	BGZ-S SV G NW 151 no. 5-0, outlet opening DN 150	0.0 %	86.8 kg	12
16607	BGZ-S SV G NW 151 no. 10-0, outlet opening DN 150	0.0 %	91.5 kg	12
16609	BGZ-S SV G NW 151 no. 20-0, outlet opening DN 150	0.0 %	101.0 kg	8
Item no.	Covers incl. quick-locking system	Load class	Weight	Pcs./Pallet
23260	Mesh grating 1000/197/25, MW 30/10	D 400	10.2 kg	100
23261	Mesh grating 500/197/25, MW 30/10	D 400	5.3 kg	48
22066	Ductile iron slotted grating 500/197/25, SW 18/170	D 400	6.5 kg	100
22764	ductile iron elongated bar grating 500/197/25, MW 27/13	E 600	7.3 kg	100
Item no.	Covers incl. 4 point bolting material	Load class	Weight	Pcs./Pallet
22765	ductile iron elongated bar grating 500/197/25, MW 27/13	E 600	7.6 kg	100
22063	Ductile iron slotted grating 500/197/25, SW 15/75	F 900	11.7 kg	100
Item no.	Accessories	Material	Weight	Pcs./Pallet
22201	sump unit SV G 500/261/690 incl. pipe fair lead DN 150 <sup>2)</sup>	concrete	95.0 kg	8
22511	silt bucket for sump unit	Plastic	0.7 kg	
30030	Odour trap made of PVC sewer pipes DN 150/87°	plastic	3.9 kg	
31311	Forsheda-sealing for outlet opening DN 150	Elastomer	0.5 kg	
22230	Front cap	galvanised	0.6 kg	
22231	end cap DN 150	galvanised	0.7 kg	
22280	Bolting material for mesh gratings (1 pc. bolt, 1 pc. nut)			
22281	Bolting material for ductile iron gratings (1 pc. bolt, 1 pc. nut)			

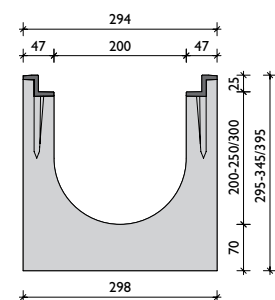




## BG-CLASSIC BGZ-S SV G, NW 200

Drainage channel with integrated cast iron edge (G) up to class F, with quick-locking system (SV) or bolt connection

Item no.	Channel body with safety joint	Slope	Weight	Pcs./Pallet
16700	BGZ-S SV G NW 200, no. 0	0.0 %	114.0 kg	8
16716	BGZ-S SV G NW 200, no. 0, L = 500 mm	0.0 %	57.0 kg	8
16701-02	BGZ-S SV G NW 200, no. 5-0, no. 10-0	0.0 %	119.0 - 124.0 kg	8
16727	BGZ-S SV G NW 200, no. 20-0	0.0 %	134.0 kg	8
16706-15	BGZ-S SV G NW 200, no. 1 to no. 10	0.5 %	115.0 - 124.0 kg	8
16703	BGZ-S SV G NW 201, no. 0, outlet opening DN 200	0.0 %	107.0 kg	8
16704	BGZ-S SV G NW 201 no. 5-0, outlet opening DN 200	0.0 %	112.0 kg	8
16705	BGZ-S SV G NW 201 no. 10-0, outlet opening DN 200	0.0 %	117.0 kg	8
16729	BGZ-S SV G NW 201 no. 20-0, outlet opening DN 200	0.0 %	127.0 kg	8
Item no.	Covers incl. quick-locking system	Load class	Weight	Pcs./Pallet
23270	Mesh grating 1000/247/25, MW 30/10	D 400	16.0 kg	60
23271	Mesh grating 500/247/25, MW 30/10	D 400	8.2 kg	30
22079	Ductile iron slotted grating 500/247/25, SW 18/220	D 400	8.2 kg	60
22774	ductile iron elongated bar grating 500/247/25, MW 27/13	E 600	9.1 kg	60
Item no.	Covers incl. 4 point bolting material	Load class	Weight	Pcs./Pallet
22775	ductile iron elongated bar grating 500/247/25, MW 27/13	E 600	9.4 kg	60
22073	Ductile iron slotted grating 500/247/25, SW 16/220	F 900	13.8 kg	60
22078	ductile iron grating 500/247/25, closed cover <sup>1)</sup>	F 900	17.1 kg	60
Item no.	Accessories	Material	Weight	Pcs./Pallet
22204	sump unit SV G 500/326/740 incl. pipe fair lead DN 200 <sup>2)</sup>	concrete	105 kg	6
22512	silt bucket for sump unit	Plastic	0.7 kg	
30040	Odour trap made of PVC sewer pipes DN 200/87°	Plastic	7.4 kg	
31312	Forsheda-sealing for outlet opening DN 200	Elastomer	0.6 kg	
22240	Front cap	galvanised	0.7 kg	
22241	end cap DN 200	galvanised	0.9 kg	
22280	Bolting material for mesh gratings (1 pc. bolt, 1 pc. nut)			
22281	Bolting material for ductile iron gratings (1 pc. bolt, 1 pc. nut)			

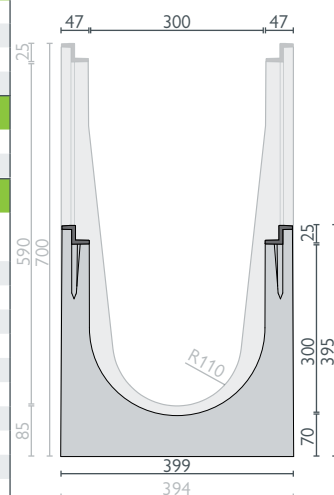



Ductile iron edge

## BG-CLASSIC BGZ-S SV G, NW 300

Drainage channel with integrated cast iron edge (G) up to class F, with quick-locking system (SV) or bolt connection

Item no.	Channel body with safety joint	Slope	Weight	Pcs./Pallet
16800	BGZ-S SV G NW 300, no. 0	0.0 %	160.0 kg	6
16840	BGZ-S SV G NW 300, CH 700 mm, L 2500	0.0 %	671.0 kg	2
16842	BGZ-S SV G NW 300, CH 700 mm, L 1000	0.0 %	269.0 kg	2
16801	BGZ-S SV G NW 301, no. 0, outlet opening DN 200	0.0 %	162.0 kg	6
16841	BGZ-S SV G NW 301, no. 700, outlet opening DN 200, L 2500	0.0 %	662.0 kg	2
16843	BGZ-S SV G NW 301, no. 700, outlet opening DN 200, L 1000	0.0 %	258.0 kg	2
Item no.	Covers incl. quick-locking system	Load class	Weight	Pcs./Pallet
22184	Mesh grating 1000/347/25, MW 30/10	C 250	23.6 kg	30
22185	Mesh grating 500/347/25, MW 30/10	C 250	12.2 kg	24
23180	Ductile iron slotted grating 500/347/25, SW 18/150	D 400	15.2 kg	30
22784	ductile iron elongated bar grating 500/347/25, MW 25/14 <sup>1)</sup>	E 600	16.5 kg	30
Item no.	Covers incl. 4 point bolting material	Load class	Weight	Pcs./Pallet
22785	ductile iron elongated bar grating 500/347/25, MW 25/14	E 600	16.9 kg	30
22083	Ductile iron slotted grating, 500/347/25, SW 16/148 <sup>1)</sup>	F 900	26.1 kg	40
Item no.	Accessories	Material	Weight	Pcs./Pallet
22198	sump unit SV G 550/565/990, two parts with pipe fair lead DN 200 <sup>2)</sup>	concrete	214.0 kg	2
22213	silt bucket for sump unit	galvanised	3.2 kg	
30040	Odour trap made of PVC sewer pipes DN 200/87°	Plastic	7.4 kg	
31312	Forsheda-sealing for outlet opening DN 200	Elastomer	0.6 kg	
22250	Front cap	galvanised	1.3 kg	
22251	end cap DN 200	galvanised	1.2 kg	
22253	Front cap, CH 700	galvanised	3.1 kg	
22254	End cap, CH 700, outlet DN 200	galvanised	3.1 kg	
22255	End cap, CH 700, outlet DN 300	galvanised	2.9 kg	
22280	Bolting material for mesh gratings (1 pc. bolt, 1 pc. nut)			
22281	Bolting material for ductile iron gratings (1 pc. bolt, 1 pc. nut)			



Ductile iron edge

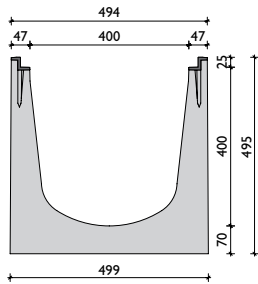



Bolting-material: Gratings up to class D – requirement per m: 4 pcs. /  
with ductile iron gratings class E and class F – requirement per m: 8 pcs.

up to class F 900

# BG-CLASSIC BGZ-S

## Heavy-duty channel

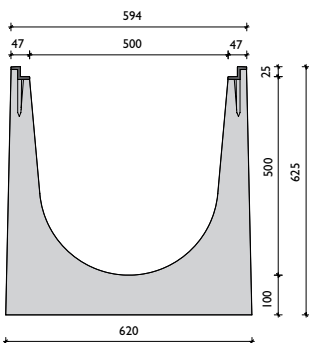



Ductile iron edge

### BG-CLASSIC BGZ-S SV G, NW 400

Drainage channel with integrated cast iron edge (G) up to class F, with ductile iron gratings, bolted

Item no.	Channel body with safety joint	Slope	Weight	Pcs./Pallet
16850	BGZ-S G NW 400, no. 0	0.0 %	225.0 kg	4
16851	BGZ-S G NW 401 no. 0, outlet opening DN 200	0.0 %	218.0 kg	4
Item no.	Covers incl. 4 point bolting material	Load class	Weight	Pcs./Pallet
22088	Ductile iron slotted grating 500/447/25, SV 18/200	D 400	20.6 kg	20
22090	ductile iron elongated bar grating 500/447/25, MW 25/14 <sup>1)</sup>	E 600	27.1 kg	20
22087	Ductile iron slotted grating 500/447/25, SV 15/125 <sup>1)</sup>	F 900	41.4 kg	20
Item no.	Accessories	Material	Weight	Pcs./Pallet
22194	sump unit G 550/565/990, two parts incl. pipe fair lead DN 200 <sup>2)</sup>	concrete	200.0 kg	2
22214	silt bucket for sump unit	galvanised	3.8 kg	
30040	Odour trap made of PVC sewer pipes DN 200/87°	Plastic	7.4 kg	
31312	Forsheda-sealing for outlet opening DN 200	Elastomer	0.6 kg	
22260	Front cap	galvanised	2.1 kg	
22261	end cap DN 200	galvanised	2.4 kg	
22281	Bolting material for ductile iron gratings (1 pc. bolt, 1 pc. nut)			



Ductile iron edge

### BG-CLASSIC BGZ-S SV G, NW 500

Drainage channel with integrated cast iron edge (G) up to class F, with ductile iron gratings, bolted

Item no.	Channel body with safety joint	Slope	Weight	Pcs./Pallet
16903	BGZ-S G NW 500, no. 0, L 2500 <sup>1)</sup>	0.0 %	880.0 kg	1
16901	BGZ-S G NW 500, no. 0, L 1000 <sup>1)</sup>	0.0 %	360.0 kg	1
16902	BGZ-S G NW 501, no. 0, outlet opening DN 200, L 1000	0.0 %	353.0 kg	1
Item no.	Gratings incl. 4 point bolting material – M10	Load class	Weight	Pcs./Pallet
22094	Ductile iron slotted grating 500/547/25, SW 18/248 <sup>1)</sup>	D 400	29.8 kg	20
22091	Ductile iron slotted grating 500/547/25, SW 18/248 <sup>1)</sup>	E 600	31.3 kg	20
22092	Ductile iron slotted grating 500/547/25, SW 20/170 <sup>1)</sup>	F 900	48.8 kg	20
Item no.	Accessories	Material	Weight	Pcs./Pallet
22270	Front cap	galvanised	3.1 kg	
22271	end cap DN 200	galvanised	3.1 kg	
31312	Forsheda-sealing for outlet opening DN 200	Elastomer	0.6 kg	
22281	Bolting material M 10 for ductile iron gratings (1 pc. bolt, 1 pc. nut)			



bolting-material: required per m: 8 pcs.




GRASPOINTNER  
Sustainable innovation.

<sup>1)</sup> Delivery time on request.

<sup>2)</sup> Sump units see page 80.

## Covers: **BG-CLASSIC** BGZ-S heavy-duty channels NW 100, 150, 200, 300, 400, 500



Mesh grating MW 30/10,  
class D – SV system,  
for NW 100 to 200




ductile iron grating SW 18/120,  
18/170, 18/220 – class D –  
quick-locking system,  
for NW 100 to 200



Ductile iron elongated bar grating  
MW 27/13  
Class E – SV or 4x bolted,  
for NW 100 to 200




Ductile iron grating SW 16/120  
and/or 16/220,  
Class F – 4x bolted,  
for NW 100 and 200




ductile iron grating class F  
closed cover  
4-point boltable  
for NW 100 and 200




Ductile iron grating  
SW 15/75 – class F,  
4 point boltable  
for NW 150



Mesh grating MW 30/10,  
class C – SV system,  
for NW 300




Ductile iron grating SW 18/150,  
class D – SV system,  
for NW 300




Ductile iron elongated bar grating MW 25/14  
Class E – SV or 4x bolted,  
for NW 300  
only 4 point boltable for NW 400



ductile iron grating  
SW 16/148 – class F  
4 point boltable  
for NW 300



Ductile iron grating 4x bolted  
Class D – SW 18/200 – for NW 400  
Class D and E – SW 18/248 –  
for NW 500



ductile iron grating  
SW 15/125 – class F  
4 point boltable  
for NW 400



ductile iron grating  
SW 20/170 – class F  
4 point boltable  
for NW 500




All gratings up to class D 400 kN can additionally be boltable to the SV system!

## Quick-locking system or 4 point boltable connection.



Tension rods for quick-locking system  
integrated




Bolting material can be replaced  
at any time



Additional protection against longitudinal  
movement

# BG-CLASSIC



Channel with outlet opening,  
DN same as NW – though maximum DN 200



Positioning of outlet opening: Channel end to outlet centre = 250 mm




Odour trap for outlet opening consisting of 3  
parts – insert in channels with outlet opening  
DN 100 – not for retro-fitting



Forsheda sealing for  
outlet opening – only with  
BGZ-S channel



odour trap made of PVC bends for  
sump units with pipe connection  
DN 150 or 200



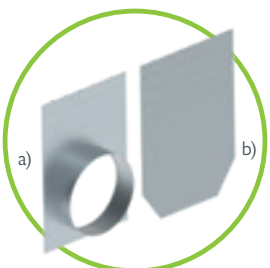
silt bucket for  
BGZ-S and BGU-Z channels  
Plastic: NW 100 – 200  
galvanised steel: 2-parts sump units  
NW 300 and 400



Sump unit for  
BGU-Z universal channels,  
L=500 mm, to fit NW  
incl. pipe fair lead



sump unit for  
BGZ-S heavy-duty channel  
L=500 mm, to fit NW  
incl. pipe fair lead



a) end cap with outlet  
b) front cap  
both for BGZ-S and BGU-Z channels




bolting material M 10, for all mesh-  
or ductile iron gratings,  
only for BGU-Z and BGZ-S channels



sealing system for sealing the channel  
joints – suitable for all channels with  
safety seam



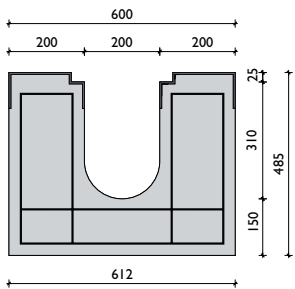

# References



up to class F 900

# BG-CLASSIC BG-SI

## Safety channel



galvanised special edge

### BG-CLASSIC BG-SI, NW 200

Channel body with special steel edge up to load class F, with bolted ductile iron grating

Item no.	Channel body with safety joint	Slope	Weight	Pcs./Pallet
20350	BG-SI, galvanised angled edge, NW 200, no. 0, L = 2500 mm	0.0 %	560.0 kg/m	
20352	BG-SI, galvanised angled edge, NW 200, no. 0, L = 1000 mm	0.0 %	560.0 kg/m	
20390	Additional charge for drain outlet 500/300			
20392	Additional charge for drain outlet with fitted pipe fair lead DN 200			
Item no.	Gratings incl. bolting material – M 12	Load class	Weight	Pcs./Pallet
22191	Ductile iron slotted grating 500/256/25, SW 16/225	F 900	11.9 kg	72
Item no.	Accessories	L / W / H	Weight	Pcs./Pallet
20726	Sump unit for BG-SI safety channel NW 200	1000/600/1000	1300.0 kg	
20704	Front or end cap for BG-SI safety channel NW 200		2.1 kg	
20020	Additional charge for corner, for two channels with mitre (channels incl. gratings)			


### Covers: BG-CLASSIC BG-SI safety channels NW 200



moat channel SW 16/225 – class F



bolting material M 12  
for BG-SI safety channels



### The benefits at a glance:

- optimised for the most demanding applications
- Easy handling, highly practical, reduced construction times
- Solid, class F 900 kN channel body (Type I in accordance with EN 1433)
- High-quality concrete with structural reinforcement
- Solid steel edge affords all-around protection
- Bolted cast iron gratings with protection against longitudinal movement



GRASPOINTNER  
Sustainable innovation.


up to class F 900

# BG-CLASSIC BG-SL slot channel

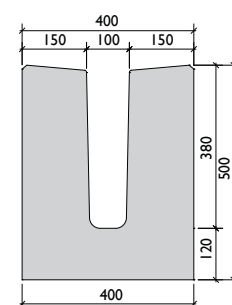
## BG-CLASSIC BG-SL, U profile, NW 100

Drainage channel without grating

Item no.	Channel body	Slope	Weight	Pcs./Pallet
19000	BG-SL U profile, NW 100, L = 2500 mm	0.0 %	425.0 kg/m	
19001	Additional charge for bottom outlet, outlet opening 600 x 80 mm			
19003	Front cap for BG-SL slot channel U profile, NW 100, galvanised		1.0 kg	



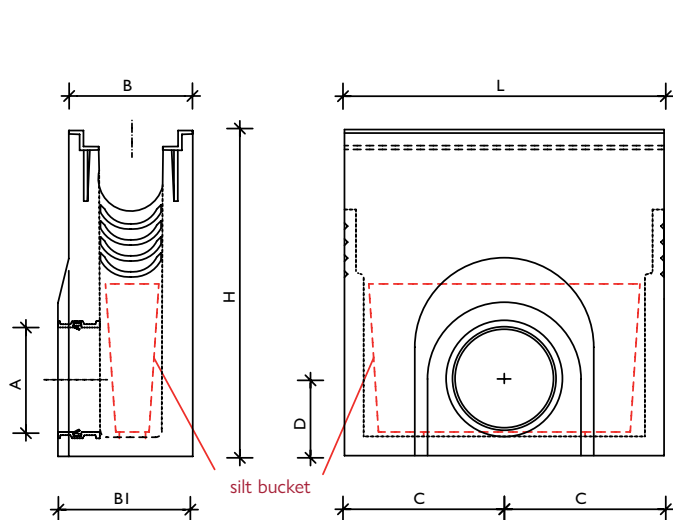
Please note the delivery time may be longer for this product group!



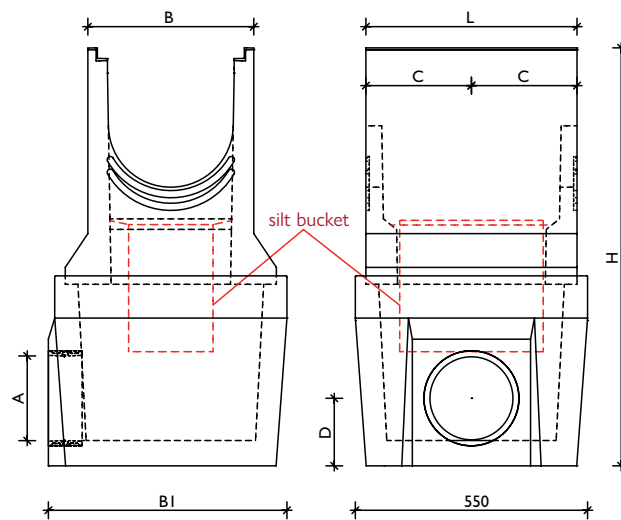
## References








BGZ-S, one part,  
also applies to BGU-Z requirements



BGZ-S NW 300/400 sump unit, two parts

family	NW	Item no. / one part	L	B	B 1	H	C	D	Outlet A
BGU-Z universal channel SV	100	22195 <sup>1)</sup> / 22206 <sup>2)</sup>	500	160	201	510	250	120	pipe fair lead 150
	150	22196 <sup>1)</sup> / 22207 <sup>2)</sup>	500	210	261	690	250	120	pipe fair lead 150
	200	22197 <sup>1)</sup> / 22208 <sup>2)</sup>	500	260	326	740	250	150	pipe fair lead 200
BGZ-S heavy-duty channel SV	100	22200 <sup>2)</sup>	500	194	211	510	250	120	pipe fair lead 150
	150	22201 <sup>2)</sup>	500	244	261	690	250	130	pipe fair lead 150
	200	22204 <sup>2)</sup>	500	294	326	740	250	150	pipe fair lead 200
BG-SI safety channel	200	20726 <sup>1)</sup>	1000	600	600	1000	500	310	pipe fair lead 200
family	NW	Item no. / two parts	L	B	B 1	H	C	D	Outlet A
BGU-Z universal channel SV	300	23412 <sup>1)</sup> / 23410 <sup>2)</sup>	500	360	565	990	250	165	pipe fair lead 200
BGZ-S heavy-duty channel	300	22198 <sup>2)</sup>	500	394	565	990	250	165	pipe fair lead 200
	400	22194 <sup>2)</sup>	500	494	565	990	250	165	pipe fair lead 200

<sup>1)</sup> Sump unit with galvanised steel edge | <sup>2)</sup> Sump unit with cast iron edge



**Outlet connector preformed:**  
The outlet connector is already preformed. This must be worked out on the construction site.



**Pipe fairlead system:**  
A pipe fairlead is already installed in the outlet connector. The sewer pipe connection can be made directly and quickly.


If either sump unit BGZ-S or BGU-Z is installed at the end of the channel run, it must be enclosed with an end cap.



# References



Gratings on the left are  
**beautiful & functional.**  
 On the right it's the **other way around.**




Bolting material can be replaced at any time



Tension rods for integrated SV system



Additional protection against longitudinal movement



## BG-CLASSIC BGZ-S/BGU-Z SV

Gratings	SW, MW, Ø in mm	
1 SV mesh grating	MW 30/10	
	MW 30/10	
2 SV ductile iron slotted grating	SW 18/120	
	SW 18/170	
	SW 18/220	
	SW 18/150	
3 Ductile iron slotted grating	SW 18/200	
	SW 18/248	
4 SV ductile iron elongated bar gr.	MW 27/13	
	MW 25/14	
5 ductile iron longitudinal bar gr.	MW 27/13	
	MW 25/14	
6 ductile iron slotted grating	SW 16/120	
	SW 15/75	
	SW 16/220	
	SW 16/148	
	SW 15/125	
	SW 20/170	
7 Ductile iron cover	closed	

## BG-CLASSIC BG-SI

Gratings	SW, MW, Ø in mm	
8 ductile iron slotted grating	SW 16/225	

<sup>2)</sup> Material:

V: Galvanised | E: Stainless steel


Ductile: Ductile iron | PA: Polyamide plastic

KTL: KTL coated ductile iron

<sup>1)</sup> Classes according to EN 1433:

A 15 kN | B 125 kN | C 250 kN

D 400 kN | E 600 kN | F 900 kN



GRASPOINTNER  
Sustainable innovation.

## Heavy-duty channel/Universal channel

	NW 100	NW 150	NW 200	NW 300	NW 400	NW 500	Class <sup>1)</sup>	Material <sup>2)</sup>	SV/VM: <sup>3)</sup>
				✓			C	V	SV, 2 x M 10
	✓	✓	✓				D	V	SV, 2 x M 10
	✓						D	G	SV, 2 x M 10
		✓					D	G	SV, 2 x M 10
			✓				D	G	SV, 2 x M 10
				✓			D	G	SV, 2 x M 10
					✓		D	G	4 x M 10
						✓	D/E	G	4 x M 10
	✓	✓	✓				E	G	SV
				✓			E	G	SV
	✓	✓	✓				E	G	4 x M 10
				✓	✓		E	G	4 x M 10
	✓						F	G	4 x M 10
		✓					F	G	4 x M 10
			✓				F	G	4 x M 10
				✓			F	G	4 x M 10
					✓		F	G	4 x M 10
						✓	F	G	4 x M 10
	✓		✓				F	G	4 x M 10

## Safety channel

	NW 200	Class <sup>1)</sup>	Material <sup>2)</sup>	SV/VM: <sup>3)</sup>
	✓	F	G	4 x M 12

<sup>3)</sup> SV/VM:

SV: Quick locking system | VM: Bolting material

2 x M 10: optional 2 point boltable

4 x M 10: incl. 4 point bolting material


4 x M 12: incl. 4 point bolting material BG-SI




bolting material M 12  
for BG-SI safety channels




bolting material M 10, for all mesh-  
or ductile iron gratings,  
only for BGZ-S channels




4



5




6



7



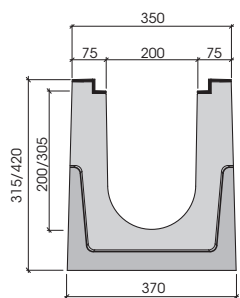
8



up to class F 900

# BG-CLASSIC BIG I

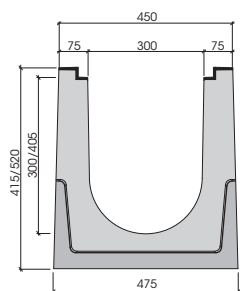
## Heavy-duty channel



### BG-CLASSIC BIG I, NW 200

Drainage channel with cast-in cast iron edge up to class F 900 Type I, with bolttable ductile iron gratings

Item no.	Channel body, load class D 400 – F 900	Load class	Weight	Pcs./Pallet
41520100	BIG I, H = 315, L = 1000	D 400	196.0 kg	6
41520101	BIG I, H = 420, L = 1000	D 400	237.0 kg	6
41520110	BIG I, H = 315, L = 1000	E 600	198.8 kg	6
41520112	BIG I, H = 315, L = 3000	E 600	596.4 kg	6
41520111	BIG I, H = 420, L = 1000	E 600	240.3 kg	6
41520113	BIG I, H = 420, L = 3000	E 600	720.9 kg	6
41520120	BIG I, H = 315, L = 1000	F 900	202.0 kg	6
41520122	BIG I, H = 315, L = 3000	F 900	606.0 kg	6
41520121	BIG I, H = 420, L = 1000	F 900	244.5 kg	6
41520123	BIG I, H = 420, L = 3000	F 900	733.5 kg	6
Item no.	Covers incl. 4 point bolting material	Load class	Weight	Pcs./Pallet
22775	ductile iron elongated bar grating 500/247/25, MW 27/13	E 600	9.4 kg	60
22073	Ductile iron slotted grating 500/247/25, SW 16/220	F 900	13.8 kg	60
22078	Ductile iron slotted grating, 500/247/25, closed cover <sup>1)</sup>	F 900	17.1 kg	60
Item no.	Accessories	Material	Weight	Pcs./Pallet
30080	odour trap for outlet opening DN 200			
31312	Forsheda-sealing for outlet opening DN 200	Elastomer	0.6 kg	
22240	Front cap	galvanised	0.7 kg	
22241	end cap DN 200	galvanised	0.9 kg	



### BG-CLASSIC BIG I, NW 300

Drainage channel with cast-in cast iron edge up to class F 900 Type I, with bolttable ductile iron gratings

Item no.	Channel body, load class D 400 – F 900	Load class	Weight	Pcs./Pallet
41530100	BIG I, H = 415, L = 1000	D 400	278.0 kg	4
41530101	BIG I, H = 520, L = 1000	D 400	321.0 kg	4
41530110	BIG I, H = 415, L = 1000	E 600	281.5 kg	4
41530112	BIG I, H = 415, L = 3000	E 600	844.5 kg	4
41530111	BIG I, H = 520, L = 1000	E 600	325.2 kg	4
41530113	BIG I, H = 520, L = 3000	E 600	975.6 kg	4
41530120	BIG I, H = 415, L = 1000	F 900	286.6 kg	4
41530122	BIG I, H = 415, L = 3000	F 900	859.8 kg	4
41530121	BIG I, H = 520, L = 1000	F 900	330.5 kg	4
41530123	BIG I, H = 520, L = 3000	F 900	991.5 kg	4
Item no.	Covers incl. 4 point bolting material	Load class	Weight	Pcs./Pallet
22785	ductile iron elongated bar grating 500/347/25, MW 25/14	E 600	16.9 kg	30
22083	Ductile iron slotted grating, 500/347/25, SW 16/148 <sup>1)</sup>	F 900	26.1 kg	40
Item no.	Accessories	Material	Weight	Pcs./Pallet
30080	odour trap for outlet opening DN 200			
31312	Forsheda-sealing for outlet opening DN 200	Elastomer	0.6 kg	
22250	front cap, BH = 415	galvanised	1.3 kg	
22251	End cap with outlet DN 200, BH = 415	galvanised	1.2 kg	
49030202	front cap, BH = 520	galvanised	1.7 kg	
49030203	End cap with outlet DN 200, BH = 520	galvanised	1.6 kg	

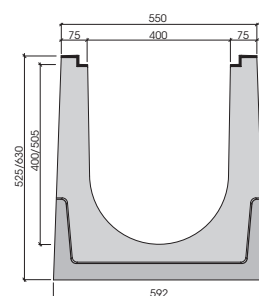




## BG-CLASSIC BIG I, NW 400

Drainage channel with cast-in cast iron edge up to class F 900 Type I, with bolttable ductile iron gratings

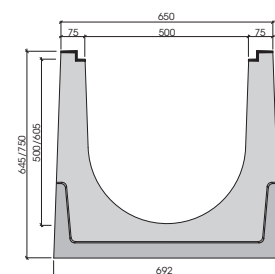

Item no.	Channel body, load class D 400 – F 900	Load class	Weight	Pcs./Pallet
41540100	BIG I, H = 525, L = 1000	D 400	390.0 kg	2
41540101	BIG I, H = 630, L = 1000	D 400	432.0 kg	2
41540110	BIG I, H = 525, L = 1000	E 600	394.7 kg	2
41540112	BIG I, H = 525, L = 3000	E 600	1184.0 kg	
41540111	BIG I, H = 630, L = 1000	E 600	437.0 kg	2
41540113	BIG I, H = 630, L = 3000	E 600	1311.0 kg	
41540120	BIG I, H = 525, L = 1000	F 900	400.6 kg	2
41540122	BIG I, H = 525, L = 3000	F 900	1201.8 kg	
41540121	BIG I, H = 630, L = 1000	F 900	443.5 kg	2
41540123	BIG I, H = 630, L = 3000	F 900	1330.5 kg	
Item no.	Covers incl. 4 point bolting material	Load class	Weight	Pcs./Pallet
22088	Ductile iron slotted grating 500/447/25, SVV 18/200	D 400	20.6 kg	20
22090	ductile iron elongated bar grating 500/447/25, MW 25/14 <sup>1)</sup>	E 600	27.1 kg	20
22087	Ductile iron slotted grating 500/447/25, SVV 15/125 <sup>1)</sup>	F 900	41.4 kg	20
Item no.	Accessories	Material	Weight	Pcs./Pallet
30080	Surcharge for outlet openin , DN 200			
31312	Forsheda-sealing for outlet opening , DN 200	Elastomer	0.6 kg	
22260	front cap, BH = 525	galvanised	2.1 kg	
22261	End cap with outlet DN 200, BH = 525	galvanised	2.4 kg	
49040202	front cap, BH = 630	galvanised	2.7 kg	
49040203	End cap with outlet DN 200, BH = 630	galvanised	3.0 kg	



## BG-CLASSIC BIG I, NW 500

Drainage channel with cast-in cast iron edge up to class F 900 Type I, with bolttable ductile iron gratings


Item no.	Channel body, load class D 400 – F 900	Load class	Weight	Pcs./Pallet
41550100	BIG I, H = 645, L = 1000	D 400	537.0 kg	2
41550101	BIG I, H = 750, L = 1000	D 400	580.0 kg	2
41550110	BIG I, H = 645, L = 1000	E 600	542.4 kg	2
41550112	BIG I, H = 645, L = 3000	E 600	1627.2 kg	
41550111	BIG I, H = 750, L = 1000	E 600	586.2 kg	2
41550113	BIG I, H = 750, L = 3000	E 600	1758.6 kg	
41550120	BIG I, H = 645, L = 1000	F 900	549.7 kg	2
41550122	BIG I, H = 645, L = 3000	F 900	1649.1 kg	
41550121	BIG I, H = 750, L = 1000	F 900	593.6 kg	2
41550123	BIG I, H = 750, L = 3000	F 900	1780.8 kg	
Item no.	Covers incl. 4 point bolting material	Load class	Weight	Pcs./Pallet
22094	Ductile iron slotted grating 500/547/25, SVV 18/248 <sup>1)</sup>	D 400	29.8 kg	20
22091	Ductile iron slotted grating 500/547/25, SVV 18/248 <sup>1)</sup>	E 600	31.3 kg	20
22092	Ductile iron slotted grating 500/547/25, SVV 20/170 <sup>1)</sup>	F 900	48.8 kg	20
Item no.	Accessories	Material	Weight	Pcs./Pallet
30080	Surcharge for outlet openin , DN 200			
31312	Forsheda-sealing for outlet opening , DN 200	Elastomer	0.6 kg	
22270	front cap, BH = 645	galvanised	3.1 kg	
22271	End cap with outlet DN 200, BH = 645	galvanised	3.1 kg	
49050202	front cap, BH = 750	galvanised	3.6 kg	
49050203	End cap with outlet DN 200, BH = 750	galvanised	3.6 kg	



up to class F 900

# BG-CLASSIC BIG TANK

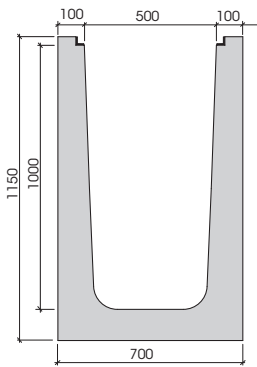
## Heavy-duty channel




### BG-CLASSIC BIG TANK, NW 500

Drainage channel with cast-in cast iron edge up to class F 900 Type I, incl. bolted ductile iron gratings

Item no.	Channel body incl. bolted ductile iron gratings	Load class	Weight
41751130	SET, BIG TANK, NW 500, H = 1150, L = 4000, incl. bolted gratings	D 400	3584.4 kg
41751140	SET, BIG TANK, NW 500, H = 1150, L = 4000, incl. bolted gratings	E 600	3674.0 kg
41751150	SET, BIG TANK, NW 500, H = 1150, L = 4000, incl. bolted gratings	F 900	3802.0 kg
Item no.	Accessories	Material	Weight
30081	Surcharge for cutting the channel body NW 500		



Ductile iron edge



ductile iron slotted grating

## References



GRASPOINTNER  
Sustainable innovation.

# BG-CLASSIC

moat channel


## BG-CLASSIC moat channel NW 300, 400

Drainage channel without edges

Item no.	Channel body	Slope	Weight	Pcs./Pallet
34014	Moat channel NW 300, H = 395 mm, L = 1000 mm <sup>1)</sup>	0.0 %	162.0 kg	6
34015	Moat channel NW 400, H = 495 mm, L = 1000 mm <sup>1)</sup>	0.0 %	218.0 kg	4

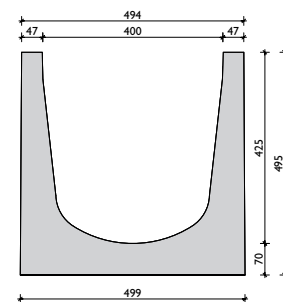
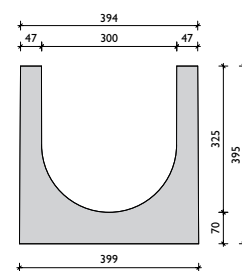



Mesh gratings on request.



### The benefits at a glance:

- Easy drainage next to rural connecting roads
- Averts flooding of adjacent estates and drains large volumes of water
- Not intended for car accessibility – matching car-accessible grating available on request
- Combines perfectly with the BG-CLASSIC BGZ-S heavy-duty channel, e.g. for access roads to estates



## References



<sup>1)</sup> Delivery time on request.

# Highly versatile unique expertise.

## Silent and effective.

Trotz ihres breiten Einsatzspektrums sind die BG-CLASSIC SL Schlitzrinnen in jeder Anwendungssituation extrem Leistungsstark. They are highly robust and they do not need a grating – as a result, they are maintenance-free and very quiet.

## Strong in every situation.

Our highly versatile slot channels are an important feature in traffic engineering. They provide efficient, reliable drainage for the surfaces of:

## Application areas

Main roads, motorways and tunnels, container terminals, logistics centres, industrial and port facilities, aviation areas

## High load capacity

Due to the high concrete strength ( $\geq C 45/55$ ) incl. structural steel reinforcement.

Class D 400 – F 900

## Tightly sealed channel joint

Ensured by the supplied gaskets. These must be installed on site. Tongue-and-groove system for each channel element.

## Your benefits at a glance:

- Different channel profiles for a wide range of applications
- High load capacity up to class D 400, E 600 or F 900 kN
- Very variable: option of 0.5% inner slope, with or without border, expansion joint directly on the channel body
- Element length 4,000 mm — special lengths on request
- Produced and certified in line with EN 1433



GRASPOINTNER  
Sustainable innovation.



## Unique slot geometry

- Suitable for all applications
- Interrupted, continuous or covered slot
- Also available with a border for installation when there are rising edges

## Optimum drainage performance


Optimum water collection thanks to 3% surface slope towards the slot. BG slot channel with interrupted slot and small conduit




Product range and price available on request

## Ideal flow characteristics


For surfaces without sufficient slope, BG-CLASSIC BG-SL slot channels can be supplied with a pre-installed inner slope of 0.5 %.



BG-CLASSIC BG-SL slot channel with interrupted slot  
Due to the high concrete strength ( $\geq C45/55$ ) incl. steel reinforcement bar.



BG-CLASSIC SL Schlitzrinne with covered slot and kerbstone



BG-CLASSIC BG-SL slot channel with continuous slot and kerbstone



[www.say.bg/en/si-sl](http://www.say.bg/en/si-sl)

## Send us your project!

Our technical support will be happy to advise you and provide you with an overall quote for your project.

Robert Eder  
Tel.: +43 6233/8900-0  
E-Mail: [office@bg-graspointner.com](mailto:office@bg-graspointner.com)






Perfect for everyday  
challenges & any  
other challenges too.

BG-FLEX


Our steel channel systems are as varied as your requirements. Known for our intelligent and innovative designs, continuous improvement, high-quality materials and reliable production processes, the strengths of BG shine through in our products. Even if your project is absolutely unique, we will still find the optimum solution with our individually customised products.




GRASPOINTNER  
Sustainable innovation.




BG-FLEX FA  
facade channels  
accessible  
pages 92 – 103




BG-FLEX glass  
facade channel  
accessible  
pages 104 – 105




BG-FLEX TE  
terrace slot channels  
accessible  
pages 106



BG-FLEX TM  
terrace channels  
accessible  
page 107



BG-FLEX stone  
terrace channel  
accessible  
pages 108 – 109



BG-FLEX omega  
up to class C 250  
pages 112 – 115



BG-FLEX sigma tec  
up to load class C 250  
pages 116 – 119



Technical data: [www.say.bg/en/bg-flex](http://www.say.bg/en/bg-flex)

## BG-CLASSIC channel systems sorted by application areas:

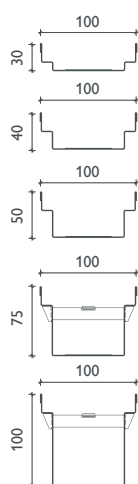

Facade	1 2 3 4 5 6 7	terrace	1 2 3 4 5 6 7
flat roof	1 2 3 4 5 6 7	underground car park	1 2 3 4 5 6 7
landscape construction	1 2 3 4 5 6 7	Wine yard	1 2 3 4 5 6 7
parking decks & garages	1 2 3 4 5 6 7	garage	1 2 3 4 5 6 7
slot drainage	1 2 3 4 5 6 7		





# BG-FLEX<sup>FA</sup>

## Facade channel



Fixed construction height



Other construction heights on request

### BG-FLEX FA facade channel, width 100 – GALVANISED

perforated on both sides (except accessory elements) or closed, galvanised steel (V)

Item no.	Perforated channel body – material thickness 1.00 mm	Length mm	Height mm	Weight
23010201	FA facade channel V, width 100	1000	30	1.3 kg
23010202	FA facade channel V, width 100	2000	30	2.6 kg
23010203	FA facade channel V, width 100	1000	40	1.5 kg
23010204	FA facade channel V, width 100	2000	40	2.9 kg
23010205	FA facade channel V, width 100	L	50	1.6 kg
23010206	FA facade channel V, width 100	L	50	3.2 kg
23010207	FA facade channel V, width 100	L	75	2.1 kg
23010208	FA facade channel V, width 100	L	75	4.1 kg
23010209	FA facade channel V, width 100	L	100	2.5 kg
23010210	FA facade channel V, width 100	L	100	4.9 kg
Item no.	Closed channel body – material thickness 1.00 mm	Length mm	Height mm	Weight
23010221	FA facade channel V, width 100	1000	30	1.4 kg
23010222	FA facade channel V, width 100	2000	30	2.8 kg
23010223	FA facade channel V, width 100	1000	40	1.6 kg
23010224	FA facade channel V, width 100	2000	40	3.1 kg
23010225	FA facade channel V, width 100	1000	50	1.7 kg
23010226	FA facade channel V, width 100	2000	50	3.4 kg
23010227	FA facade channel V, width 100	1000	75	2.2 kg
23010228	FA facade channel V, width 100	2000	75	4.3 kg
23010229	FA facade channel V, width 100	1000	100	2.6 kg
23010230	FA facade channel V, width 100	2000	100	5.1 kg
Item no.	Closed outlet unit incl. outlet pipe Ø 50	Material	Height mm	Weight
23010251	FA outlet unit V, width 100, L = 1000	galvanised	30	1.4 kg
23010252	FA outlet unit V, width 100, L = 1000	galvanised	40	1.5 kg
23010253	FA outlet unit V, width 100, L = 1000	galvanised	50	1.7 kg
23010254	FA outlet unit V, width 100, L = 1000	galvanised	75	2.1 kg
23010255	FA outlet unit V, width 100, L = 1000	galvanised	100	2.5 kg
Item no.	Gratings – width 100 mm / height 20 mm	Material	Pcs./Pallet	Weight
23510201	FA mesh grating, 1000/100/20/2, MWV 30/10	L galvanised	238	2.1 kg
23510202	FA mesh grating, 500/100/20/2, MWV 30/10	L galvanised	56	1.1 kg
23510203	FA longitudinal bar grating, 1000/100/20/2, bar distance 10	galvanised	238	3.3 kg
23510204	FA longitudinal bar grating, 500/100/20/2, bar distance 10	galvanised	56	1.7 kg
Item no.	Accessories	Material	Height mm	Weight
23910221	FA front cap V, width 100	galvanised	30, 40	0.1 kg
23910222	FA front cap V, width 100	L galvanised	50, 75, 100	0.1 kg
23910231	FA connection sleeve for channels with CH 50, 75, 100	L galvanised	28	0.1 kg
24909012	FA Flat head bolts for locking of mesh, slotted and longitudinal bar gratings (required per m: 2 pcs.)	L galvanised		0.1 kg
24900022	FA bolting-material set for mesh and longitudinal bar gratings: locking bar incl. press nut and pan head screw for CH 40/50 (required per m: 2 pcs.)	L galvanised		0.1 kg



Please note the delivery time may be longer for this product group!  
A surcharge of € 100.00 may apply to orders with a value of less than  
€ 1,000.00 to cover set-up costs.

Stock items are excluded from this surcharge. For channels with an overall construction length of 2000 mm, longer pallets (2080x780x150) are used for the safe transport. These pallets will be charged at € 28.00 per piece.



GRASPOINTNER  
Sustainable innovation.

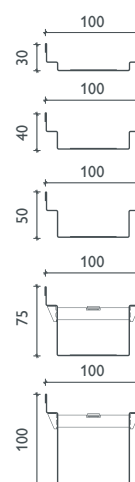

L = stock items



## BG-FLEX FA facade channel, width 100 – STAINLESS STEEL

perforated on both sides (except accessory elements) or closed, stainless steel (E)

Item no.	Perforated channel body – material thickness 1.00 mm	Length mm	Height mm	Weight
23010301	FA facade channel E, width 100	1000	30	1.4 kg
23010302	FA facade channel E, width 100	2000	30	2.7 kg
23010303	FA facade channel E, width 100	1000	40	1.6 kg
23010304	FA facade channel E, width 100	2000	40	3.0 kg
23010305	FA facade channel E, width 100	1000	50	1.7 kg
23010306	FA facade channel E, width 100	2000	50	3.3 kg
23010307	FA facade channel E, width 100	1000	75	2.2 kg
23010308	FA facade channel E, width 100	2000	75	4.2 kg
23010309	FA facade channel E, width 100	1000	100	2.6 kg
23010310	FA facade channel E, width 100	2000	100	5.0 kg
Item no.	Closed channel body – material thickness 1.00 mm	Length mm	Height mm	Weight
23010321	FA facade channel E, width 100	1000	30	1.5 kg
23010322	FA facade channel E, width 100	2000	30	2.9 kg
23010323	FA facade channel E, width 100	1000	40	1.7 kg
23010324	FA facade channel E, width 100	2000	40	3.2 kg
23010325	FA facade channel E, width 100	1000	50	1.8 kg
23010326	FA facade channel E, width 100	2000	50	3.5 kg
23010327	FA facade channel E, width 100	1000	75	2.3 kg
23010328	FA facade channel E, width 100	2000	75	4.4 kg
23010329	FA facade channel E, width 100	1000	100	2.7 kg
23010330	FA facade channel E, width 100	2000	100	5.2 kg
Item no.	Closed outlet unit incl. outlet pipe Ø 50	Material	Height mm	Weight
23010351	FA outlet unit E, width 100, L = 1000	stainless steel	30	1.4 kg
23010352	FA outlet unit E, width 100, L = 1000	Stainless steel	40	1.5 kg
23010353	FA outlet unit E, width 100, L = 1000	stainless steel	50	1.7 kg
23010354	FA outlet unit E, width 100, L = 1000	stainless steel	75	2.1 kg
23010355	FA outlet unit E, width 100, L = 1000	stainless steel	100	2.5 kg
Item no.	Gratings – width 100 mm / height 20 mm	Material	Pcs./Pallet	Weight
23510301	FA mesh grating, 1000/100/20/2, MVV 30/10	stainless steel	238	2.1 kg
23510302	FA mesh grating 500/100/20/2, MVV 30/10	stainless steel	56	1.1 kg
23510303	FA longitudinal bar grating, 1000/100/20/2, bar distance 10	stainless steel	238	3.3 kg
23510304	FA longitudinal bar grating, 500/100/20/2, bar distance 10	stainless steel	56	1.7 kg
23510305	FA design-longitudinal bar grating 1000/100/20/2, bar distance 6	stainless steel	224	2.6 kg
23510306	FA design-longitudinal bar grating 500/100/20/2, bar distance 6	stainless steel	48	1.3 kg
Item no.	Accessories	Material	Height mm	Weight
23910321	FA front cap V, width 100	stainless steel	30, 40	0.1 kg
23910322	FA front cap V, width 100	stainless steel	50, 75, 100	0.1 kg
23910331	FA connection sleeve for channels with CH 50, 75, 100	stainless steel	28	0.1 kg
24909013	Pan head screw for locking of mesh, slotted and longitudinal bar gratings (required per m: 2 pcs.)	stainless steel		0.1 kg
24900023	FA bolting-material set for mesh and longitudinal bar gratings: locking bar incl. press nut and pan head screw for CH 40/50 (required per m: 2 pcs.)	stainless steel		0.1 kg



Fixed construction height



Other construction heights on request



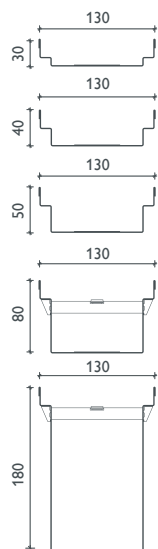

All FA facade channels incl. gratings are walkable and wheelchair-safe!





# BG-FLEX FA

## Facade channel



Fixed construction height

### BG-FLEX FA facade channel, width 130 – GALVANISED

perforated on both sides (except accessory elements) or closed, galvanised steel (V)

Item no.	Perforated channel body – material thickness 1.00 mm		Length mm	Height mm	Weight
23013201	FA facade channel V, width 130	L	1000	30	1.7 kg
23013202	FA facade channel V, width 130	L	2000	30	3.3 kg
23013203	FA facade channel V, width 130	L	1000	40	1.8 kg
23013204	FA facade channel V, width 130	L	2000	40	3.6 kg
23013205	FA facade channel V, width 130	L	1000	50	2.0 kg
23013206	FA facade channel V, width 130	L	2000	50	4.0 kg
23013207	FA facade channel V, width 130	L	1000	80	2.4 kg
23013208	FA facade channel V, width 130	L	2000	80	4.8 kg
23013211	FA facade channel V, width 130		1000	180	3.5 kg
23013212	FA facade channel V, width 130		2000	180	7.0 kg
Item no.	Closed channel body – material thickness 1.00 mm		Length mm	Height mm	Weight
23013221	FA facade channel V, width 130		1000	30	1.7 kg
23013222	FA facade channel V, width 130		2000	30	3.3 kg
23013223	FA facade channel V, width 130		1000	40	1.8 kg
23013224	FA facade channel V, width 130		2000	40	3.6 kg
23013225	FA facade channel V, width 130	L	1000	50	2.0 kg
23013226	FA facade channel V, width 130	L	2000	50	4.0 kg
23013227	FA facade channel V, width 130	L	1000	80	2.4 kg
23013228	FA facade channel V, width 130	L	2000	80	4.8 kg
23013231	FA facade channel V, width 130		1000	180	3.5 kg
23013232	FA facade channel V, width 130		2000	180	7.0 kg
Item no.	Closed outlet unit incl. outlet pipe Ø 75		Material	Height mm	Weight
23013251	FA outlet unit V, width 130, L = 1000		galvanised	30	1.5 kg
23013252	FA outlet unit V, width 130, L = 1000		galvanised	40	1.7 kg
23013253	FA outlet unit V, width 130, L = 1000		galvanised	50	1.9 kg
23013254	FA outlet unit V, width 130, L = 1000		galvanised	80	2.4 kg
23013255	FA outlet unit V, width 130, L = 1000		galvanised	180	4.0 kg
Item no.	Gratings – width 122 mm / height 20 mm		Material	Pcs./Pallet	Weight
23513203	FA Mesh grating, 1000/122/20, MW 30/10, T-profile		galvanised	120	3.4 kg
24513201	FA mesh grating, 1000/122/20, MW 30/10	L	galvanised	120	2.5 kg
24513202	FA mesh grating, 500/122/20, MW 30/10	L	galvanised	48	1.3 kg
24513203	FA slotted grating 1000/122/20, SW 9/80	L	galvanised	120	2.0 kg
24513204	FA slotted grating 500/122/20, SW 9/80	L	galvanised	48	1.0 kg
24513205	FA perforated grating, 1000/122/20, Ø 6	L	galvanised	120	1.6 kg
24513206	FA perforated grating, 500/122/20, Ø 6	L	galvanised	48	0.8 kg
24513207	FA longitudinal bar grating, 1000/122/20, bar distance 10	L	galvanised	120	3.9 kg
24513208	FA longitudinal bar grating, 500/122/20, bar distance 10	L	galvanised	48	2.0 kg
23513205	FA longitudinal bar grating, 500/122/20, grey	L	plastic	120	0.2 kg
Item no.	Accessories		Material	Height mm	Weight
23913221	FA front cap V, width 130	L	galvanised	30, 40	0.1 kg
23913222	FA front cap V, width 130	L	galvanised	50	0.1 kg
23913223	FA front cap V, width 130	L	galvanised	80	0.1 kg
23913224	FA front cap V, width 130	L	galvanised	180	0.1 kg
23913231	FA connection sleeve for channels with CH 50, 80, 180	L	galvanised	28	0.1 kg
24909012	Pan head screw for locking of mesh, slotted and longitudinal bar gratings (required per m: 2 pcs.)	L	galvanised		0.1 kg
24900018	FA bolting-material set for mesh and longitudinal bar gratings: locking bar incl. press nut and pan head screw for CH 40/50 (required per m: 2 pcs.)	L	galvanised		0.1 kg



Other construction heights on request



All FA facade channels incl. gratings are walkable and wheelchair-safe!



Please note the delivery time may be longer for this product group!  
A surcharge of € 100.00 may apply to orders with a value of less than  
€ 1,000.00 to cover set-up costs.

Stock items are excluded from this surcharge. For channels with an overall construction length of 2000 mm, longer pallets (2080x780x150) are used for the safe transport. These pallets will be charged at € 28.00 per piece.



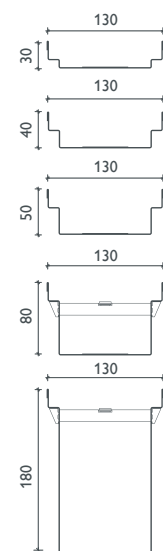

GRASPOINTNER  
Sustainable innovation.

L = stock items

## BG-FLEX FA facade channel, width 130 – STAINLESS STEEL

perforated on both sides (except accessory elements) or closed, stainless steel (E)

Item no.	Perforated channel body – material thickness 1.00 mm	Length mm	Height mm	Weight
23013301	FA facade channel E, width 130	1000	30	1.6 kg
23013302	FA facade channel E, width 130	2000	30	3.3 kg
23013303	FA facade channel E, width 130	1000	40	1.8 kg
23013304	FA facade channel E, width 130	2000	40	3.6 kg
23013305	FA facade channel E, width 130	L	50	2.0 kg
23013306	FA facade channel E, width 130	L	50	4.0 kg
23013307	FA facade channel E, width 130	L	80	2.4 kg
23013308	FA facade channel E, width 130	L	80	4.8 kg
23013311	FA facade channel E, width 130	1000	180	3.5 kg
23013312	FA facade channel E, width 130	2000	180	7.0 kg
Item no.	Closed channel body – material thickness 1.00 mm	Length mm	Height mm	Weight
23013321	FA facade channel E, width 130	1000	30	1.6 kg
23013322	FA facade channel E, width 130	2000	30	3.3 kg
23013323	FA facade channel E, width 130	1000	40	1.8 kg
23013324	FA facade channel E, width 130	2000	40	3.6 kg
23013325	FA facade channel E, width 130	1000	50	2.0 kg
23013326	FA facade channel E, width 130	2000	50	4.0 kg
23013327	FA facade channel E, width 130	1000	80	2.4 kg
23013328	FA facade channel E, width 130	2000	80	4.8 kg
23013331	FA facade channel E, width 130	1000	180	3.5 kg
23013332	FA facade channel E, width 130	2000	180	7.0 kg
Item no.	Closed outlet unit incl. outlet pipe Ø 75	Material	Height mm	Weight
23013351	FA outlet unit E, width 130, L = 1000	stainless steel	30	1.5 kg
23013352	FA outlet unit E, width 130, L = 1000	stainless steel	40	1.7 kg
23013353	FA outlet unit E, width 130, L = 1000	stainless steel	50	1.9 kg
23013354	FA outlet unit E, width 130, L = 1000	stainless steel	80	2.4 kg
23013355	FA outlet unit E, width 130, L = 1000	stainless steel	180	4.0 kg
Item no.	Gratings – width 122 mm / height 20 mm	Material	Pcs./Pallet	Weight
24513301	FA mesh grating, 1000/122/20, MW 30/10	L stainless steel	120	3.1 kg
24513302	FA mesh grating, 500/122/20, MW 30/10	L stainless steel	48	1.5 kg
24513303	FA slotted grating, 1000/122/20, SVV 9/80	stainless steel	120	2.0 kg
24513304	FA slotted grating, 500/122/20, SVV 9/80	stainless steel	48	1.0 kg
24513305	FA perforated grating, 1000/122/20, Ø 6	L stainless steel	120	1.6 kg
24513306	FA perforated grating, 500/122/20, Ø 6	L stainless steel	48	0.8 kg
24513307	FA longitudinal bar grating, 1000/122/20, bar distance 10	L stainless steel	120	4.2 kg
24513308	FA longitudinal bar grating, 500/122/20, bar distance 10	L stainless steel	48	2.1 kg
24513313	FA design-longitudinal bar grating 1000/122/20/2, bar distance 6	L stainless steel	120	3.2 kg
24513314	FA design-longitudinal bar grating 500/122/20/2, bar distance 6	L stainless steel	40	1.6 kg
Item no.	Accessories	Material	Height mm	Weight
23913321	FA front cap E, width 130	L stainless steel	30, 40	0.1 kg
23913322	FA front cap E, width 130	L stainless steel	50, 80	0.1 kg
23913323	FA front cap E, width 130	L stainless steel	180	0.1 kg
23913331	FA connection sleeve for channels with CH 50, 80, 180	L stainless steel	28	0.1 kg
24909013	Pan head screw for locking of mesh, slotted and longitudinal bar gratings (required per m: 2 pcs.)	L stainless steel		0.1 kg
24900019	FA bolting-material set for mesh and longitudinal bar gratings: locking bar incl. press nut and pan head screw for CH 40/50 (required per m: 2 pcs.)	L stainless steel		0.1 kg



Fixed construction height





Other construction heights on request

BG-FILCOTEN®

BG-CLASSIC

BG-FLEX

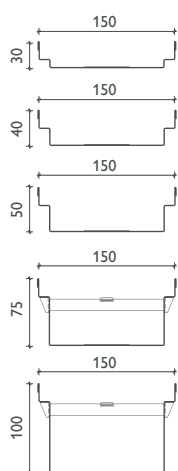

## References





# BG-FLEX FA

## Facade channel



Fixed construction height

**i** Other construction heights on request

### BG-FLEX FA facade channel, width 150 – GALVANISED

perforated on both sides (except accessory elements) or closed, galvanised steel (V)

Item no.	Perforated channel body – material thickness 1.00 mm	Length mm	Height mm	Weight
23015201	FA facade channel V, width 150	1000	30	1.7 kg
23015202	FA facade channel V, width 150	2000	30	3.4 kg
23015203	FA facade channel V, width 150	1000	40	1.9 kg
23015204	FA facade channel V, width 150	2000	40	3.7 kg
23015205	FA facade channel V, width 150 L	1000	50	2.0 kg
23015206	FA facade channel V, width 150 L	2000	50	4.0 kg
23015207	FA facade channel V, width 150 L	1000	75	2.5 kg
23015208	FA facade channel V, width 150 L	2000	75	5.0 kg
23015209	FA facade channel V, width 150 L	1000	100	2.9 kg
23015210	FA facade channel V, width 150 L	2000	100	5.8 kg
Item no.	Closed channel body – material thickness 1.00 mm	Length mm	Height mm	Weight
23015221	FA facade channel V, width 150	1000	30	1.8 kg
23015222	FA facade channel V, width 150	2000	30	3.6 kg
23015223	FA facade channel V, width 150	1000	40	2.0 kg
23015224	FA facade channel V, width 150	2000	40	3.9 kg
23015225	FA facade channel V, width 150 L	1000	50	2.1 kg
23015226	FA facade channel V, width 150 L	2000	50	4.2 kg
23015227	FA facade channel V, width 150 L	1000	75	2.6 kg
23015228	FA facade channel V, width 150 L	2000	75	5.2 kg
23015229	FA facade channel V, width 150 L	1000	100	3.0 kg
23015230	FA facade channel V, width 150 L	2000	100	5.9 kg
Item no.	Closed outlet unit incl. outlet pipe Ø 100	Material	Height mm	Weight
23015251	FA outlet unit V, width 150, L = 1000	galvanised	30	1.8 kg
23015252	FA outlet unit V, width 150, L = 1000	galvanised	40	1.9 kg
23015253	FA outlet unit V, width 150, L = 1000	galvanised	50	2.0 kg
23015254	FA outlet unit V, width 150, L = 1000	galvanised	75	2.5 kg
23015255	FA outlet unit V, width 150, L = 1000	galvanised	100	2.9 kg
Item no.	Gratings – width 150 mm / height 20 mm	Material	Pcs./Pallet	Weight
23515201	FA mesh grating, 1000/150/20/2, MW 30/10 L	galvanised	170	3.0 kg
23515202	FA mesh grating, 500/150/20/2, MW 30/10 L	galvanised	54	1.5 kg
23515203	FA longitudinal bar grating, 1000/150/20/2, bar distance 10	galvanised	170	4.6 kg
23515204	FA longitudinal bar grating, 500/150/20/2, bar distance 10	galvanised	54	2.3 kg
Item no.	Accessories	Material	Height mm	Weight
23915221	FA front cap V, width 150 L	galvanised	30, 40	0.1 kg
23915222	FA front cap V, width 150 L	galvanised	50, 75, 100	0.1 kg
23915231	FA connection sleeve for channels with CH 50, 75, 100 L	galvanised	28	0.1 kg
24909012	Pan head screw for locking of mesh, slotted and longitudinal bar gratings (required per m: 2 pcs.) L	galvanised		0.1 kg
24900024	FA bolting-material set for mesh and longitudinal bar gratings: locking bar incl. press nut and pan head screw for CH 40/50 (required per m: 2 pcs.) L	galvanised		0.1 kg



Please note the delivery time may be longer for this product group!  
A surcharge of € 100.00 may apply to orders with a value of less than  
€ 1,000.00 to cover set-up costs.

Stock items are excluded from this surcharge. For channels with an overall construction length of 2000 mm, longer pallets (2080x780x150) are used for the safe transport. These pallets will be charged at € 28.00 per piece.

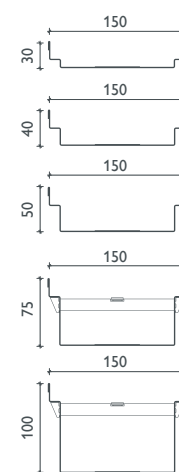





## BG-FLEX FA facade channel, width 150 – STAINLESS STEEL

perforated on both sides (except accessory elements) or closed, stainless steel (E)

Item no.	Perforated channel body – material thickness 1.00 mm	Length mm	Height mm	Weight
23015301	FA facade channel E, width 150	1000	30	1.8 kg
23015302	FA facade channel E, width 150	2000	30	3.5 kg
23015303	FA facade channel E, width 150	1000	40	1.9 kg
23015304	FA facade channel E, width 150	2000	40	3.8 kg
23015305	FA facade channel E, width 150	L	50	2.1 kg
23015306	FA facade channel E, width 150	L	50	4.1 kg
23015307	FA facade channel E, width 150	1000	75	2.6 kg
23015308	FA facade channel E, width 150	2000	75	5.1 kg
23015309	FA facade channel E, width 150	1000	100	3.0 kg
23015310	FA facade channel E, width 150	2000	100	5.9 kg
Item no.	Closed channel body – material thickness 1.00 mm	Length mm	Height mm	Weight
23015321	FA facade channel E, width 150	1000	30	1.8 kg
23015322	FA facade channel E, width 150	2000	30	3.6 kg
23015323	FA facade channel E, width 150	1000	40	2.0 kg
23015324	FA facade channel E, width 150	2000	40	3.9 kg
23015325	FA facade channel E, width 150	L	50	2.2 kg
23015326	FA facade channel E, width 150	L	50	4.3 kg
23015327	FA facade channel E, width 150	1000	75	2.7 kg
23015328	FA facade channel E, width 150	2000	75	5.3 kg
23015329	FA facade channel E, width 150	1000	100	3.1 kg
23015330	FA facade channel E, width 150	2000	100	6.1 kg
Item no.	Closed outlet unit incl. outlet pipe Ø 100	Material	Height mm	Weight
23015351	FA outlet unit E, width 150, L = 1000	stainless steel	30	1.8 kg
23015352	FA outlet unit E, width 150, L = 1000	stainless steel	40	2.0 kg
23015353	FA outlet unit E, width 150, L = 1000	stainless steel	50	2.1 kg
23015354	FA outlet unit E, width 150, L = 1000	stainless steel	75	2.6 kg
23015355	FA outlet unit E, width 150, L = 1000	stainless steel	100	3.0 kg
Item no.	Gratings – width 150 mm / height 20 mm	Material	Pcs./Pallet	Weight
23515301	FA mesh grating, 1000/150/20/2, MVV 30/10	L stainless steel	170	2.9 kg
23515302	FA mesh grating, 500/150/20/2, MVV 30/10	L stainless steel	54	1.5 kg
23515303	FA longitudinal bar grating, 1000/150/20/2, bar distance 10	stainless steel	170	4.6 kg
23515304	FA longitudinal bar grating, 500/150/20/2, bar distance 10	stainless steel	54	2.3 kg
23515305	FA design-longitudinal bar grating, 1000/150/20/2, bar distance 6	stainless steel	80	3.6 kg
23515306	FA design-longitudinal bar grating 500/150/20/2, bar distance 6	stainless steel	54	1.7 kg
Item no.	Accessories	Material	Height mm	Weight
23915321	FA front cap E, width 150	L stainless steel	30, 40	0.1 kg
23915322	FA front cap E, width 150	L stainless steel	50, 75, 100	0.1 kg
23915331	FA connection sleeve for channels with CH 50, 75, 100	L stainless steel	28	0.1 kg
24909013	Pan head screw for locking of mesh, slotted and longitudinal bar gratings (required per m: 2 pcs.)	L stainless steel		0.1 kg
24900025	FA bolting-material set for mesh and longitudinal bar gratings: locking bar incl. press nut and pan head screw for CH 40/50 (required per m: 2 pcs.)	L stainless steel		0.1 kg



Fixed construction height



Other construction heights on request



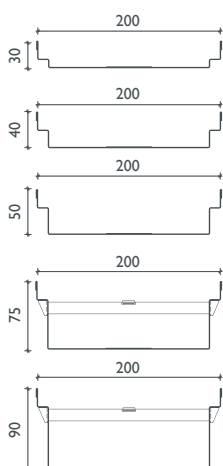

All FA facade channels incl. gratings are walkable and wheelchair-safe!





# BG-FLEX FA

## Facade channel



Fixed construction height

### BG-FLEX FA facade channel, width 200 – GALVANISED

perforated on both sides (except accessory elements) or closed, galvanised steel (V)

Item no.	Perforated channel body – material thickness 1.00 mm		Length mm	Height mm	Weight
23020201	FA facade channel V, width 200	L	1000	30	2.3 kg
23020202	FA facade channel V, width 200	L	2000	30	4.5 kg
23020203	FA facade channel V, width 200	L	1000	40	2.4 kg
23020204	FA facade channel V, width 200	L	2000	40	4.8 kg
23020205	FA facade channel V, width 200	L	1000	50	2.6 kg
23020206	FA facade channel V, width 200	L	2000	50	5.2 kg
23020207	FA facade channel V, width 200	L	1000	75	3.0 kg
23020208	FA facade channel V, width 200	L	2000	75	6.0 kg
23020209	FA facade channel V, width 200	L	1000	90	3.3 kg
23020210	FA facade channel V, width 200	L	2000	90	6.5 kg
Item no.	Closed channel body – material thickness 1.00 mm		Length mm	Height mm	Weight
23020221	FA facade channel V, width 200		1000	30	2.3 kg
23020222	FA facade channel V, width 200		2000	30	4.5 kg
23020223	FA facade channel V, width 200		1000	40	2.4 kg
23020224	FA facade channel V, width 200		2000	40	4.8 kg
23020225	FA facade channel V, width 200	L	1000	50	2.6 kg
23020226	FA facade channel V, width 200	L	2000	50	5.2 kg
23020227	FA facade channel V, width 200		1000	75	3.0 kg
23020228	FA facade channel V, width 200		2000	75	6.0 kg
23020229	FA facade channel V, width 200	L	1000	90	3.3 kg
23020230	FA facade channel V, width 200	L	2000	90	6.5 kg
Item no.	Accessible channel body – material thickness 1.00 mm		Length mm	Height mm	Weight
21020251	FA facade channel V, width 200, different leg height		1000	50 / 60	2.7 kg
21020252	FA facade channel V, width 200, different leg height		2000	50 / 60	5.3 kg
Item no.	Closed outlet unit incl. outlet pipe Ø 100		Material	Height mm	Weight
23020251	FA outlet unit V, width 200, L = 1000		galvanised	30	2.1 kg
23020252	FA outlet unit V, width 200, L = 1000		galvanised	40	2.3 kg
23020253	FA outlet unit V, width 200, L = 1000		galvanised	50	2.5 kg
23020254	FA outlet unit V, width 200, L = 1000		galvanised	75	3.0 kg
23020255	FA outlet unit V, width 200, L = 1000		galvanised	90	3.2 kg
Item no.	Gratings – width 200 mm / height 20 mm		Material	Pcs./Pallet	Weight
24520201	FA mesh grating, 1000/200/20, MW 30/10	L	galvanised	60	3.8 kg
24520202	FA mesh grating, 500/200/20, MW 30/10	L	galvanised	30	2.0 kg
23520203	FA mesh grating, 1000/200/20, MW 30/10 T-profile	L	galvanised	60	5.3 kg
24520203	FA longitudinal bar grating 1000/200/20, bar distance 10	L	galvanised	60	6.4 kg
24520204	FA longitudinal bar grating 500/200/20, bar distance 10	L	galvanised	30	3.2 kg
23520205	FA longitudinal bar grating, 500/200/20, grey	L	plastic	80	0.3 kg
23520201	FA slotted grating, 1000/200/20	L	galvanised	60	2.3 kg
24520207	FA perforated grating 1000/200/20, Ø 6	L	galvanised	60	3.5 kg
24520208	FA perforated grating 500/200/20, Ø 6	L	galvanised	30	1.7 kg
Item no.	Accessories		Material	Height mm	Weight
23920221	FA front cap V, width 200	L	galvanised	30, 40	0.1 kg
23920222	FA front cap V, width 200	L	galvanised	50	0.1 kg
23920223	FA front cap V, width 200	L	galvanised	75	0.1 kg
23920224	FA front cap V, width 200	L	galvanised	90	0.1 kg
23920231	FA connection sleeve for channels with CH 50, 75, 90	L	galvanised	28	0.1 kg
24909012	Pan head screw for locking of mesh, slotted and longitudinal bar gratings (required per m: 2 pcs.)	L	galvanised		0.1 kg
24900012	FA bolting-material set for mesh and longitudinal bar gratings: locking bar incl. press nut and pan head screw for CH 40/50 (required per m: 2 pcs.)	L	galvanised		0.1 kg

**i** Other construction heights on request

**i** All FA facade channels incl. gratings are walkable and wheelchair-safe!

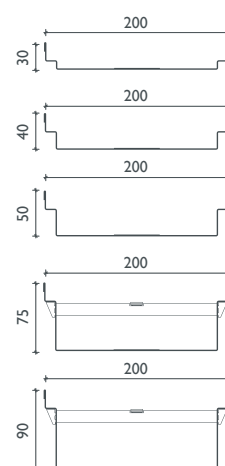

**i** Please note the delivery time may be longer for this product group!  
A surcharge of € 100.00 may apply to orders with a value of less than € 1,000.00 to cover set-up costs.

Stock items are excluded from this surcharge. For channels with an overall construction length of 2000 mm, longer pallets (2080x780x150) are used for the safe transport. These pallets will be charged at € 28.00 per piece.

## BG-FLEX FA facade channel, width 200 – STAINLESS STEEL

perforated on both sides (except accessory elements) or closed, stainless steel (E)

Item no.	Perforated channel body – material thickness 1.00 mm	Length mm	Height mm	Weight
23020301	FA facade channel E, width 200	1000	30	2.2 kg
23020302	FA facade channel E, width 200	2000	30	4.5 kg
23020303	FA facade channel E, width 200	1000	40	2.4 kg
23020304	FA facade channel E, width 200	2000	40	4.8 kg
23020305	FA facade channel E, width 200	L	50	2.6 kg
23020306	FA facade channel E, width 200	L	50	5.2 kg
23020307	FA facade channel E, width 200	L	75	3.0 kg
23020308	FA facade channel E, width 200	L	75	6.0 kg
23020309	FA facade channel E, width 200	L	90	3.3 kg
23020310	FA facade channel E, width 200	L	90	6.5 kg
Item no.	Closed channel body – material thickness 1.00 mm	Length mm	Height mm	Weight
23020321	FA facade channel E, width 200	1000	30	2.2 kg
23020322	FA facade channel E, width 200	2000	30	4.5 kg
23020323	FA facade channel E, width 200	1000	40	2.4 kg
23020324	FA facade channel E, width 200	2000	40	4.8 kg
23020325	FA facade channel E, width 200	1000	50	2.6 kg
23020326	FA facade channel E, width 200	2000	50	5.2 kg
23020327	FA facade channel E, width 200	1000	75	3.0 kg
23020328	FA facade channel E, width 200	2000	75	6.0 kg
23020329	FA facade channel E, width 200	1000	90	3.3 kg
23020330	FA facade channel E, width 200	2000	90	6.5 kg
Item no.	Closed outlet unit incl. outlet pipe Ø 100	Material	Height mm	Weight
23020351	FA outlet unit E, width 200, L = 1000	stainless steel	30	2.1 kg
23020352	FA outlet unit E, width 200, L = 1000	stainless steel	40	2.3 kg
23020353	FA outlet unit E, width 200, L = 1000	stainless steel	50	2.5 kg
23020354	FA outlet unit E, width 200, L = 1000	stainless steel	75	3.0 kg
23020355	FA outlet unit E, width 200, L = 1000	stainless steel	90	3.2 kg
Item no.	Gratings – width 200 mm / height 20 mm	Material	Pcs./Pallet	Weight
24520301	FA mesh grating, 1000/200/20, MVV 30/10	L stainless steel	60	3.8 kg
24520302	FA mesh grating, 500/200/20, MVV 30/10	L stainless steel	30	2.4 kg
24520303	FA longitudinal bar grating, 1000/200/20, bar distance 10	L stainless steel	60	6.5 kg
24520304	FA longitudinal bar grating, 500/200/20, bar distance 10	L stainless steel	30	3.3 kg
23520301	FA slotted grating, 1000/200/20	L stainless steel	60	2.2 kg
24520307	FA perforated grating, 1000/200/20, Ø 6	L stainless steel	60	3.5 kg
24520308	FA perforated grating, 500/200/20, Ø 6	L stainless steel	30	1.7 kg
23520305	FA design-longitudinal bar grating, 1000/200/20/2, bar distance 6	L stainless steel	78	5.0 kg
23520306	FA design-longitudinal bar grating, 500/200/20/2, bar distance 6	L stainless steel	42	2.1 kg
Item no.	Accessories	Material	Height mm	Weight
23920321	FA front cap E, width 200	L stainless steel	30, 40	0.1 kg
23920322	FA front cap E, width 200	L stainless steel	50	0.1 kg
23920323	FA front cap E, width 200	L stainless steel	75, 90	0.1 kg
23920331	FA connection sleeve for channels with CH 50, 75, 90	L stainless steel	28	0.1 kg
24909013	Pan head screw for locking of mesh, slotted and longitudinal bar gratings (required per m: 2 pcs.)	L stainless steel		0.1 kg
24900013	FA bolting-material set for mesh and longitudinal bar gratings: locking bar incl. press nut and pan head screw for CH 40/50 (required per m: 2 pcs.)	L stainless steel		0.1 kg



Fixed construction height

**i** Other construction heights on request

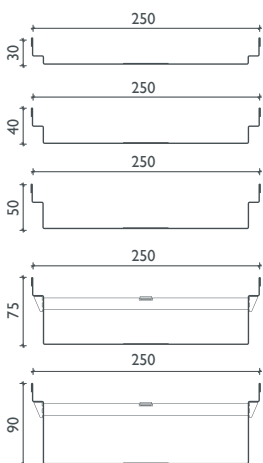

## References





# BG-FLEX FA

## Facade channel



Fixed construction height



Other construction heights on request

### BG-FLEX FA facade channel, width 250 – GALVANISED

perforated on both sides (except accessory elements) or closed, galvanised steel (V)

Item no.	Perforated channel body – material thickness 1.00 mm	Length mm	Height mm	Weight
23025201	FA facade channel V, width 250	1000	30	2.7 kg
23025202	FA facade channel V, width 250	2000	30	5.3 kg
23025203	FA facade channel V, width 250	1000	40	2.8 kg
23025204	FA facade channel V, width 250	2000	40	5.6 kg
23025205	FA facade channel V, width 250	L	50	3.0 kg
23025206	FA facade channel V, width 250	L	50	6.0 kg
23025207	FA facade channel V, width 250	L	75	3.4 kg
23025208	FA facade channel V, width 250	L	75	6.8 kg
23025209	FA facade channel V, width 250	L	90	3.7 kg
23025210	FA facade channel V, width 250	L	90	7.3 kg
Item no.	Closed channel body – material thickness 1.00 mm	Length mm	Height mm	Weight
23025221	FA facade channel V, width 250	1000	30	2.7 kg
23025222	FA facade channel V, width 250	2000	30	5.3 kg
23025223	FA facade channel V, width 250	1000	40	2.8 kg
23025224	FA facade channel V, width 250	2000	40	5.6 kg
23025225	FA facade channel V, width 250	1000	50	3.0 kg
23025226	FA facade channel V, width 250	2000	50	6.0 kg
23025227	FA facade channel V, width 250	1000	75	3.4 kg
23025228	FA facade channel V, width 250	2000	75	6.8 kg
23025229	FA facade channel V, width 250	1000	90	3.7 kg
23025230	FA facade channel V, width 250	2000	90	7.3 kg
Item no.	Closed outlet unit incl. outlet pipe Ø 100	Material	Height mm	Weight
23025251	FA outlet unit V, width 250, L = 1000	galvanised	30	2.5 kg
23025252	FA outlet unit V, width 250, L = 1000	galvanised	40	2.7 kg
23025253	FA outlet unit V, width 250, L = 1000	galvanised	50	2.8 kg
23025254	FA outlet unit V, width 250, L = 1000	galvanised	75	3.4 kg
23025255	FA outlet unit V, width 250, L = 1000	galvanised	90	3.6 kg
Item no.	Covers – width 250 mm	Material	Pcs./Pallet	Weight
24525201	FA mesh grating, 1000/250/20, MVV 30/10	L galvanised	60	4.8 kg
Item no.	Accessories	Material	Height mm	Weight
23925221	FA front cap V, width 250	L galvanised	30, 40	0.1 kg
23925222	FA front cap V, width 250	L galvanised	50, 75, 90	0.1 kg
23925231	FA connection sleeve for channels with CH 50, 75, 90	L galvanised	28	0.1 kg
24909012	Pan head screw for locking of mesh, slotted and longitudinal bar gratings (required per m: 2 pcs.)	L galvanised		0.1 kg
24900026	FA bolting-material set for mesh and longitudinal bar gratings: locking bar incl. press nut and pan head screw for CH 40/50 (required per m: 2 pcs.)	L galvanised		0.1 kg



All FA facade channels incl. gratings are walkable and wheelchair-safe!



Please note the delivery time may be longer for this product group!  
A surcharge of € 100.00 may apply to orders with a value of less than  
€ 1,000.00 to cover set-up costs.

Stock items are excluded from this surcharge. For channels with an overall construction length  
of 2000 mm, longer pallets (2080x780x150) are used for the safe transport. These pallets  
will be charged at € 28.00 per piece.



GRASPOINTNER  
Sustainable innovation.

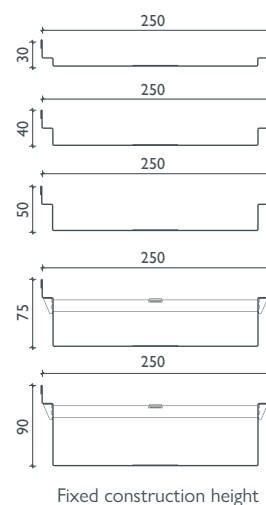

L = stock items




## BG-FLEX FA facade channel, width 250 – STAINLESS STEEL

perforated on both sides (except accessory elements) or closed, stainless steel (E)


Item no.	Perforated channel body – material thickness 1.00 mm	Length mm	Height mm	Weight
23025301	FA facade channel E, width 250	1000	30	2.7 kg
23025302	FA facade channel E, width 250	2000	30	5.3 kg
23025303	FA facade channel E, width 250	1000	40	2.8 kg
23025304	FA facade channel E, width 250	2000	40	5.6 kg
23025305	FA facade channel E, width 250 L	1000	50	3.0 kg
23025306	FA facade channel E, width 250 L	2000	50	6.0 kg
23025307	FA facade channel E, width 250 L	1000	75	3.4 kg
23025308	FA facade channel E, width 250 L	2000	75	6.8 kg
23025309	FA facade channel E, width 250 L	1000	90	3.6 kg
23025310	FA facade channel E, width 250 L	2000	90	7.3 kg
Item no.	Closed channel body – material thickness 1.00 mm	Length mm	Height mm	Weight
23025321	FA facade channel E, width 250	1000	30	2.7 kg
23025322	FA facade channel E, width 250	2000	30	5.3 kg
23025323	FA facade channel E, width 250	1000	40	2.8 kg
23025324	FA facade channel E, width 250	2000	40	5.6 kg
23025325	FA facade channel E, width 250	1000	50	3.0 kg
23025326	FA facade channel E, width 250	2000	50	6.0 kg
23025327	FA facade channel E, width 250	1000	75	3.4 kg
23025328	FA facade channel E, width 250	2000	75	6.8 kg
23025329	FA facade channel E, width 250	1000	90	3.6 kg
23025330	FA facade channel E, width 250	2000	90	7.3 kg
Item no.	Closed outlet unit incl. outlet pipe Ø 100	Material	Height mm	Weight
23025351	FA outlet unit E, width 250, L = 1000	stainless steel	30	2.5 kg
23025352	FA outlet unit E, width 250, L = 1000	stainless steel	40	2.7 kg
23025353	FA outlet unit E, width 250, L = 1000	stainless steel	50	2.8 kg
23025354	FA outlet unit E, width 250, L = 1000	stainless steel	75	3.4 kg
23025355	FA outlet unit E, width 250, L = 1000	stainless steel	90	3.6 kg
Item no.	Covers – width 250 mm	Material	Pcs./Pallet	Weight
23525303	FA mesh grating, 1000/250/20, MW 30/10	stainless steel	60	5.5 kg
Item no.	Accessories	Material	Height mm	Weight
23925321	FA front cap E, width 250 L	stainless steel	30, 40	0.1 kg
23925322	FA front cap E, width 250 L	stainless steel	50, 75, 90	0.1 kg
23925331	FA connection sleeve for channels with CH 50, 75, 90 L	stainless steel	28	0.1 kg
24909013	Pan head screw for locking of mesh, slotted and longitudinal bar gratings (required per m: 2 pcs.) L	stainless steel		0.1 kg
24900027	FA bolting-material set for mesh and longitudinal bar gratings: locking bar incl. press nut and pan head screw for CH 40/50 (required per m: 2 pcs.) L	stainless steel		0.1 kg



**i** Other construction heights on request




Mesh grating MW 30/10  
for width 100, 130, 150, 200, 250




Perforated grating Ø 6 mm  
for width 130, 200




Slotted grating  
only for width 130, 200



Longitudinal bar grating  
made of plastic  
for width 130, 200



longitudinal bar grating, bar  
distance 10  
for width 100, 130, 150, 200




design-longitudinal bar grating  
for width 100, 130, 150, 200




# BG-FLEX<sup>FA</sup>

## Facade channel



FA gully top  
with mesh grating




FA add-on frame for gully top


### BG-FLEX FA gully top

suitable as sump or maintenance unit with inserted mesh gratings


Item no.	Gully tops – material thickness 1,00 mm		Material	Height mm	Weight
23900206	FA gully top V 150/150, fixed construction height	L	galvanised	60	0.5 kg
23900207	FA gully top V 150/150, fixed construction height	L	galvanised	100	0.7 kg
23900208	FA gully top V 150/150, fixed construction height	L	galvanised	150	0.8 kg
23900212	Distance frame for height adjustment 150/150, fixed construction height	L	galvanised	20	0.2 kg
23900214	Distance frame for height adjustment 150/150, fixed construction height	L	galvanised	50	0.3 kg
23900201	FA gully top V 200/200, fixed construction height	L	galvanised	60	0.6 kg
23900202	FA gully top V 200/200, fixed construction height	L	galvanised	100	0.9 kg
23900203	FA gully top V 200/200, fixed construction height	L	galvanised	150	1.2 kg
23900205	Distance frame for height adjustment 200/200, fixed construction height	L	galvanised	20	0.3 kg
23900215	Distance frame for height adjustment 200/200, fixed construction height	L	galvanised	50	0.5 kg
24925200	FA gully top V 250/250, fixed construction height	L	galvanised	50	1.9 kg
24925201	FA gully top V 250/250, variable construction height	L	galvanised	70 – 100	2.6 kg
24925202	FA gully top V 250/250, variable construction height	L	galvanised	100 – 160	2.9 kg
24925300	FA gully top E 250/250, fixed construction height	L	stainless steel	50	1.9 kg
24925301	FA gully top E 250/250, variable construction height	L	stainless steel	70 – 100	2.6 kg
24925302	FA gully top E 250/250, variable construction height	L	stainless steel	100 – 160	2.9 kg
24940200	FA gully top V 400/400, fixed construction height	L	galvanised	50	2.4 kg
24940201	FA gully top V 400/400, variable construction height	L	galvanised	70 – 100	3.3 kg
24940202	FA gully top V 400/400, variable construction height	L	galvanised	100 – 160	4.1 kg
24940300	FA gully top E 400/400, fixed construction height		stainless steel	50	2.4 kg
24940301	FA gully top E 400/400, variable construction height	L	stainless steel	70 – 100	3.3 kg
24940302	FA gully top E 400/400, variable construction height		stainless steel	100 – 160	4.1 kg
24925210	FA add-on frame for gully top V 250/250, fixed construction height	L	galvanised	80	1.5 kg
24940210	FA add-on frame for gully top V 400/400, fixed construction height	L	galvanised	80	3.3 kg
24925310	FA add-on frame for gully top E 250/250, fixed construction height	L	stainless steel	80	1.5 kg
24940310	FA add-on frame for gully top E 400/400, fixed construction height	L	stainless steel	80	3.3 kg
Item no.	Gratings for gully tops		Material	Pcs./Pallet	Weight
23500203	FA mesh grating, 150/150/20, MVV 30/10	L	galvanised	120	0.7 kg
23500201	FA mesh grating, 200/200/20, MVV 30/10	L	galvanised	120	1.1 kg
24525200	FA mesh grating, 240/240/20, MVV 30/10	L	galvanised	120	1.3 kg
24525300	FA mesh grating, 240/240/20, MVV 30/10	L	stainless steel	120	1.3 kg
24540200	FA mesh grating, 392/392/20, MVV 30/10	L	galvanised	120	2.6 kg
24540300	FA mesh grating, 392/392/20, MVV 30/10	L	stainless steel	120	2.6 kg




FA connection sleeve



FA outlet unit with outlet pipe




FA front caps



FA locking bar and pan head screw

## BG-FLEX FA gravel stop


Item no.	gravel stop - perforated	Material	Length mm	Weight
23900911	FA gravel stop 60 x 40 mm, 2 mm thickness	aluminium	2000	0.9 kg
24900702	FA gravel stop 80 x 50 mm, 2 mm thickness	aluminium	2000	1.3 kg
23900922	FA gravel stop 80 x 80 mm, 2 mm thickness	aluminium	2000	1.5 kg
23900912	FA gravel stop 100 x 80 mm, 2 mm thickness	aluminium	2000	1.7 kg
23900916	FA gravel stop 100 x 80 mm, with additional fold, 1.5 mm thickness	aluminium	2000	1.5 kg
23900924	FA gravel stop 150 x 100 mm, 2 mm thickness	aluminium	2000	2.3 kg



FA gravel stop

## BG-FLEX FA height adjustment for facade channels

Item no.	adjustable foot	Material	Height mm	Weight
24900201	Additional charge for height adjustment press nuts per 1 m section	galvanised		0.1 kg
24900202	Additional charge for height adjustment press nuts per 2 m section	galvanised		0.1 kg
24900301	Additional charge for height adjustment press nuts per 1 m section	stainless steel		0.1 kg
24900302	Additional charge for height adjustment press nuts per 2 m section	stainless steel		0.1 kg
24900203	FA adjustable foot M 10 X 30	L galvanised	30	0.1 kg
24900204	FA adjustable foot M 10 X 40	L galvanised	40	0.1 kg
24900205	FA adjustable foot M 10 X 50	L galvanised	50	0.1 kg
24900208	FA adjustable foot M 10 X 80	L galvanised	80	0.1 kg
24900303	FA adjustable foot M 10 X 30	L stainless steel	30	0.1 kg
24900304	FA adjustable foot M 10 X 40	L stainless steel	40	0.1 kg
24900305	FA adjustable foot M 10 X 50	L stainless steel	50	0.1 kg
24900308	FA adjustable foot M 10 X 80	L stainless steel	80	0.1 kg



FA adjustable foot M 10, galvanised

## BG-FLEX FA branch channels

to connect channels and outlet

Item no.	Branch channels	Length mm	Height mm	Weight
37851	FA branch channel 1000/90/30, galvanised	L 1000	30	1.1 kg
37852	FA branch channel 2000/90/30, galvanised	L 2000	30	2.2 kg
37861	FA branch channel 1000/90/30, stainless steel	L 1000	30	1.1 kg
37862	FA branch channel 2000/90/30, stainless steel	L 2000	30	2.2 kg



FA branch channels

## BG-FLEX FA Terrace point drainage

height-adjustable point drainage unit for roof terraces and balconies

Item no.	Terrace point drainage units	Length/Width in mm	Height in mm	Weight
23910701	Terrace point drainage incl. slotted grating, aluminium	200	38 – 128	1.3 kg
23910702	Terrace point drainage incl. slotted grating with hole for inlet, DM 70, aluminium	200	38 – 128	1.3 kg
23910703	Terrace point drainage incl. slotted grating with hole for inlet, DM. 100, aluminium	200	38 – 128	1.3 kg
23910201	Terrace point drainage incl. mesh grating 30/10, galvanised	200	38 – 128	2.2 kg
23910301	Terrace point drainage incl. mesh grating 30/10, stainless steel	200	38 – 128	2.2 kg
23910706	Drainage tray flat, galvanised and blasted, outlet Ø 100	200	40	0.5 kg

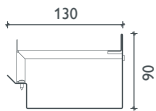




Terrace point drainage



# BG-FLEX glass

## Facade channel



### BG-FLEX glass, width 130 – GALVANISED

Perforated on both sides, galvanised (V), incl support bracket and butt connector; material thickness 1 mm

Item no.	Channel body	Length	Height:	Weight
21013271	glass V, width 130	2000	90	4.9 kg
Item no.	Accessories	Length	Height:	Weight
24913225	front cap glass V, width 130		90	0.1 kg



### BG-FLEX glass, width 130 – STAINLESS STEEL

Perforated on both sides, stainless steel (E), incl support bracket and butt connector; material thickness 1 mm

Item no.	Channel body	Length	Height:	Weight
21013371	glass E, width 130	2000	90	4.9 kg
Item no.	Accessories	Length	Height:	Weight
24913325	front cap glass E, width 130		90	0.1 kg



All FA gratings can also be used on glass facade channels.



### BG-FLEX glass, width 200 – GALVANISED

Perforated on both sides, galvanised (V), incl support bracket and butt connector; material thickness 1 mm

Item no.	Channel body	Length	Height:	Weight
21020271	glass V, width 200	2000	90	6.2 kg
Item no.	Accessories	Length	Height:	Weight
24920225	front cap glass V, width 200		90	0.1 kg

### BG-FLEX glass, width 200 – STAINLESS STEEL

Perforated on both sides, stainless steel (E), incl support bracket and butt connector; material thickness 1 mm

Item no.	Channel body	Length	Height:	Weight
21020371	glass E, width 200	2000	90	6.2 kg
Item no.	Accessories	Length	Height:	Weight
24920325	front cap glass E, width 200		90	0.1 kg




Delivery time on request.



GRASPOINTNER  
Sustainable innovation.



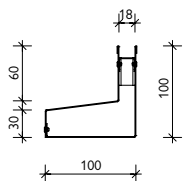

# References



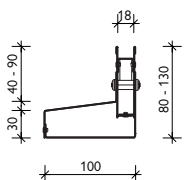


# BG-FLEX<sup>TE</sup>

## Terrace slot channel



Fixed construction height




Variable construction height

### BG-FLEX<sup>TE</sup> terrace slot channel, SW 18 – STAINLESS STEEL

for the drainage of terraces and gardens


Item no.	Channel body asymmetric – material thickness 1.00 mm		Length mm	Height mm	Weight
38000	TE E SW 18 – closed	L	1000	100	3.0 kg
38010	TE E SW 18 – closed	L	1000	80 – 130	3.7 kg
38020	TE E SW 18 – perforated	L	1000	100	3.0 kg
38030	TE E SW 18 – perforated	L	1000	80 – 130	3.7 kg
Item no.	Gratings		Material	Pcs./Pallet	Weight
37955	TE slot inlay with square perforation 8/8 mm, L = 500 mm	L	stainless steel	200	0.1 kg
37956	TE slot inlay with square perforation 8/8 mm, L = 1000 mm	L	stainless steel	100	0.2 kg
37961	TE construction time barrier SW 18 mm, L = 1000 mm	L	wood	200	0.1 kg
Item no.	Accessories		Material	Height mm	Weight
38040	TE maintenance unit 500/100 with lateral or bottom outlet	L	stainless steel	80 – 130	3.0 kg
13399	TE opening tool for maintenance unit-cover – 2 pcs. required	L	Plastic/galvanised		0.1 kg
38050	TE external corner 200/200 – non-perforated	L	stainless steel	80 – 130	1.2 kg
38055	TE internal corner 200/200 – non-perforated	L	stainless steel	80 – 130	1.4 kg
38060	TE front cap left/right, width 100 mm	L	stainless steel	80 – 130	0.1 kg




TE slot inlay with square perforation 8/8 mm




TE construction time barrier made of wood, L = 1000 mm



TE maintenance unit 500/100 with outlet: bottom Ø 75 / at the side Ø 50



TE front cap left/right, width 100 mm



TE external corner 200/200 – non-perforated



TE internal corner 200/200, non-perforated



Please note that delivery times may be longer for these product groups!  
A surcharge of € 100.00 may apply to orders with a value of less than € 1,000.00 to cover set-up costs.  
Stock items are excluded from this surcharge.





# BG-FLEX™ terrace channel

## BG-FLEX™ terrace channel, RB 60 – STAINLESS STEEL

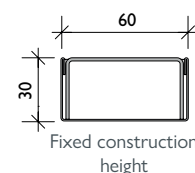


for drainage of paving on terraces and balconies

Item no.	Channel body	Length mm	Height mm	Weight
21106301	TM terrace channel	1000	30	2.1 kg
Item no.	Outlet unit	Length mm	Height mm	Weight
21106302	Outlet unit, outlet Ø 50	1000	30	2.1 kg
21106311	SET, corner section	1000x1000	30	4.1 kg

## BG-FLEX™ terrace channel, RB 60, LINEAR – STAINLESS STEEL


for drainage of paving on terraces and balconies

Item no.	Channel body	Length mm	Height mm	Weight
21106305	TM terrace channel LINEAR	1000	30	2.0 kg
Item no.	Outlet unit	Length mm	Height mm	Weight
21106306	Outlet unit, outlet Ø 50	1000	30	2.1 kg
21106312	SET, corner section	1000x1000	30	4.0 kg




### Advantages of the new mini channel for terrace:


- Material thicknesses: Channel body 0.75 mm / cover 1.50 mm
- narrow, discreet look through channel width 60
- Installation simultaneously with the paving stones on the surface, no special substructure is required
- A film on the channel grating provides protection against damage while construction is ongoing
- DIY due to quick-and-easy installation




outlet unit incl. grating and front cap and connecting cap, bottom outlet Ø 50



Outlet unit LINEAR incl. front cap/connecting cap, bottom outlet Ø 50




SET, corner section



SET, corner section LINEAR

## References




BG-FILCOTEN®

BG-CLASSIC

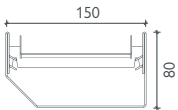
BG-FLEX



# BG-FLEX stone terrace channel



BG-FLEX stone made of  
stainless steel




## BG-FLEX stone, width 150 – STAINLESS STEEL

Non-perforated channel body made from 1.4301 stainless steel, incl. support bracket and stone basin;  
'matching stone thickness 20 and 30 mm


Item no.	Channel body	Length	Height	Weight
21115301	stone E, width 150, incl. crossbar and stone basin	1000	80	5.8 kg
21115302	stone E, width 150, incl. crossbar and stone basin	2000	80	11.6 kg
Item no.	Accessories	Length	Height	Weight
21115303	stone E, width 150, incl. support bar and stone trough with outlet Ø 100	1000	80	6.2 kg
24915326	Coupling sleeve for stone, width 150	50	46	0.1 kg
24915327	front cap stone, width 150	15	80	0.1 kg




Delivery time on request.



BG-FLEX stone made of stainless steel  
Representative image: with granite, dark <sup>1)</sup>




BG-FLEX stone made of stainless steel  
Representative image: with granite, light <sup>1)</sup>



front cap BG-FLEX stone



# References



# As **unique** as your requirements.

Our special solutions.

We know that some challenges cannot be solved with standard channel elements. Our technicians will be happy to design special components or individual solutions for your requirements. With our know-how, we will produce what you need, and provide support on site.

## Send us your project!


Our technical support will be happy to advise you and provide you with an overall quote for your project.



FA facade channel – adapted to the building



Slot tops for fountains / segment arches



FA facade channel – radial installation



TE terrace slot channel – curved




GRASPOINTNER  
Sustainable innovation.



# References




Slot top with drainage-slots for drainage of the second level



FA with mitred cut



FA with anti-slip mesh grating



FA with design longitudinal bar grating

# Understated yet remarkably efficient & resilient:

## Indoor slot channel system BG-FLEX omega

The ability to withstand heavy loads without a cover and, at the same time, ensure reliable and long-lasting drainage performance, makes the BG-FLEX omega slotted channel a simple, economical solution for your indoor drainage.

Thanks to the "V"-shaped channel bottom, liquids can be drained off safely and efficiently. An integrated odour trap is included in outlet units as standard.

### Areas of application.

Food industry, industrial kitchens, slaughterhouses, wineries, breweries, etc.

up to class C 250

### Visible edge with shimming

- Made of PVC, adhered in the edge
- for cavity-free, high load capacity grouting in the concrete/in the coating

### Liquid-tight joints

- Bolted flange
- seal made from EPDM (alternatively made from Teflon or silicone)
- Complete with stainless steel bolting M 8

### Corner piece

- Corner piece with leg length of 500 mm low cost and efficient corner solution
- Outstanding in traffic areas

### Outlet elements incl. odour trap

- Outlet unit with horizontal outlet or vertical outlet (see outlet element above)
- various dimensions and heights for higher drainage capacity
- removable silt bucket
- solid cover navigable up to B 125, Class C 250 on request



GRASPOINTNER  
Sustainable innovation.



### Channel body made from stainless steel

- optimised omega shape for high drainage performance, easy cleaning and high stability (inbuilt slot bridge)
- Stainless steel 1.4301 or higher quality upon request
- Material thickness: 2 mm
- Slot width of 16 mm, no cover required

### Connecting elements

- For corner, cross and T-connections
- also available with outlet

### Channel with outlet

- vertical/horizontal outlet directly from the channel element
- freely chosen position in the channel run

### Anchor plate

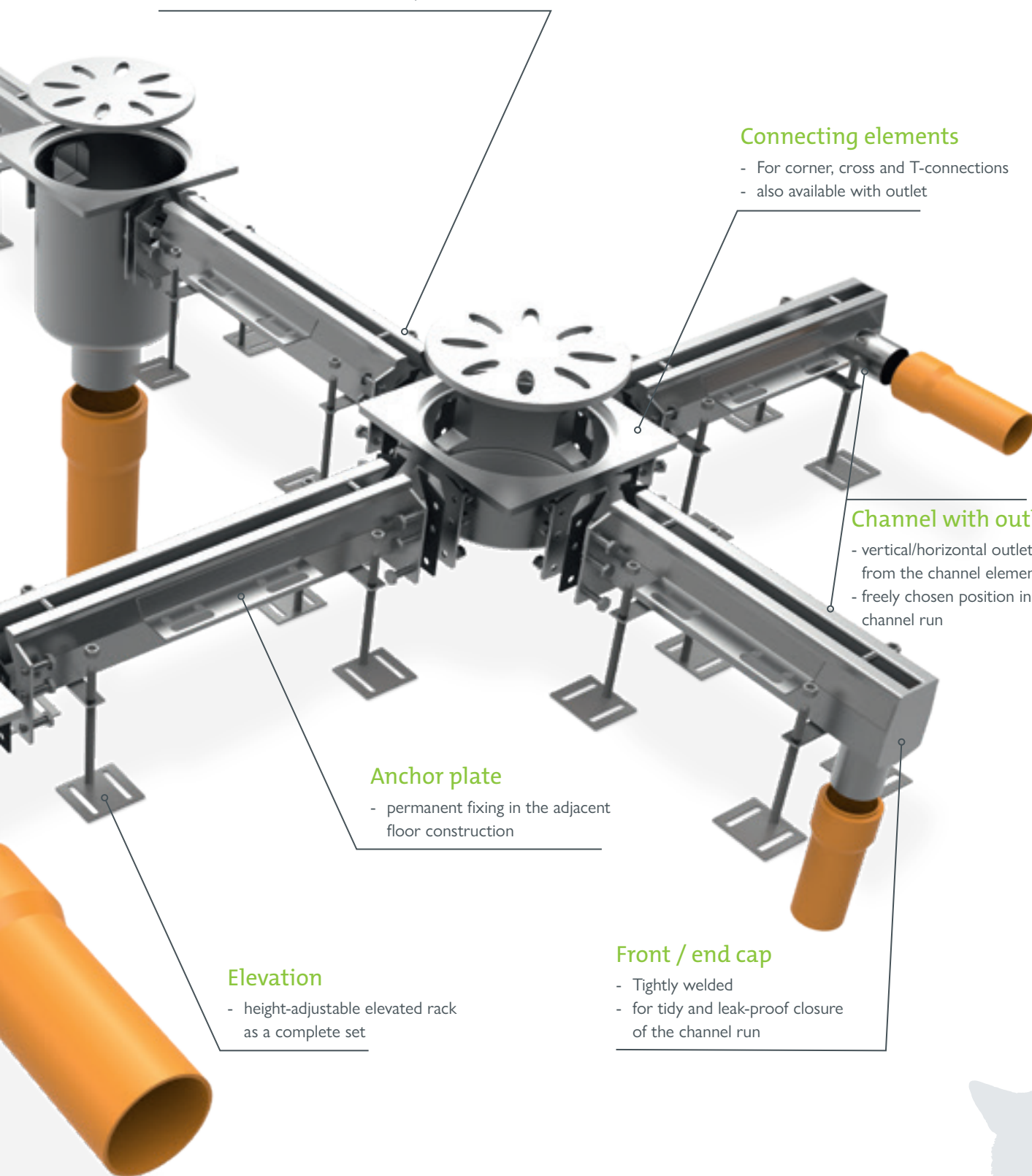
- permanent fixing in the adjacent floor construction

### Elevation

- height-adjustable elevated rack as a complete set

### Front / end cap

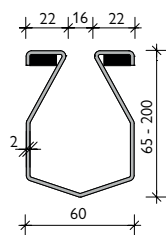

- Tightly welded
- for tidy and leak-proof closure of the channel run



up to class C 250

# BG-FLEX omega

## Indoor slot channel system



### BG-FLEX omega SW 16 – STAINLESS STEEL

Channel elements with or without slope, with sealing flange for bolting

omega without slope – material thickness: 2.0 mm	Length mm	Height mm	Weight
omega – SW 16, without slope, various heights – flange at both ends	to max. 3000	65 – 200	4.4 – 25.5 kg
omega with 0,5 % slope – material thickness: 2.0 mm	Length mm	Height mm	Weight
omega – SW 16, with 0.5 % slope, different construction heights – flange on both sides	to max. 3000	65 – 200	4.5 – 24.6 kg



with seal

### BG-FLEX omega outlet element incl. odour trap

for BG-FLEX omega slotted channels, with silt bucket, in various sizes and heights, for vertical or horizontal connection

omega outlet units incl. odour trap and silt bucket	Material	Height mm	Weight
omega outlet element 247 x 247 with silt trap, with outlet Ø 100, for vertical connection	stainless steel	260	8.3 kg
omega outlet element 247 x 247 with sediment bucket, with Ø 100 outlet, for horizontal connection	stainless steel	260	8.3 kg



Other outlet units for higher hydraulic capacity available upon request.



omega outlet elements incl. odour trap and silt trap, horizontal outlet



omega outlet elements including odour trap and sediment bucket vertical outlet



Please note that these products are manufactured to order – they are not stock products!




GRASPOINTNER  
Sustainable innovation.


# Accessories

for BG-FLEX omega slotted channels, SW 16


Accessories	Material	Height mm	Weight
omega corner 90°, leg length 500 mm	stainless steel	65 – 200	4.4 – 9.0 kg
omega corner connector 90°	stainless steel	65 – 200	5.7 – 7.3 kg
omega T-connector	stainless steel	65 – 200	6.1 – 7.8 kg
omega cross connector	stainless steel	65 – 200	6.5 – 8.3 kg
omega front or end cap	stainless steel	65 – 200	0.3 – 2.7 kg
omega end cap with outlet Ø 50 mm	stainless steel	65 – 200	0.4 – 2.8 kg




omega corner with leg length 500 mm



omega corner connector



omega T-connector



omega cross connector

## Send us your project!

Our technical support will be happy to advise you and provide you with an overall quote for your project.

Robert Eder  
Tel.: +43 6233/8900-0  
E-Mail: [office@bg-graspointner.com](mailto:office@bg-graspointner.com)



# References



# squared, practical, **tight.**

## Drainage channel system BG-FLEX sigma tec

BG-FLEX sigma tec, the drainage system for commercial buildings, is made of stainless steel 1.4301 or a higher grade. The product is the ideal solution for draining accumulating surface water from coated concrete surface coverings. Floor coatings can be laid so they are snug with the channel system for the long-lasting protection of the building structure.

Gratings of stainless steel or plastic, depending on the nominal width, can be selected from the BG-FILCOTEN® product range, up to load class C 250.

### Areas of application.

Car parks, parking areas, food processing sites, chemical plants, breweries, dairies, supermarkets, catering, hospitals, etc.

up to class C 250

### Liquid-tight joints

- Bolted flange
- NBR seal
- complete with stainless steel bolting M 6

### front cap

- for a clean finish to the channel run
- Incl. surface strip
- With bolted seal

### Perforated coating slot

- permanently connects the floor coating to the perforated slot connection plate

### Elevation

- height-adjustable elevated rack as a complete set



GRASPOINTNER  
Sustainable innovation.



## Gratings

- COMBee plastic design-grating or mesh grating made from stainless steel
- Hole size 7 mm or MW 30/10
- Load class B 125 or C 250
- with fiX-locking
- bolting available at extra cost

## Sump pit frame

- As connecting element
- also for T, corner and cross connections as stacking frame for a catch basin/sump pit constructed on site

## Anchor bar

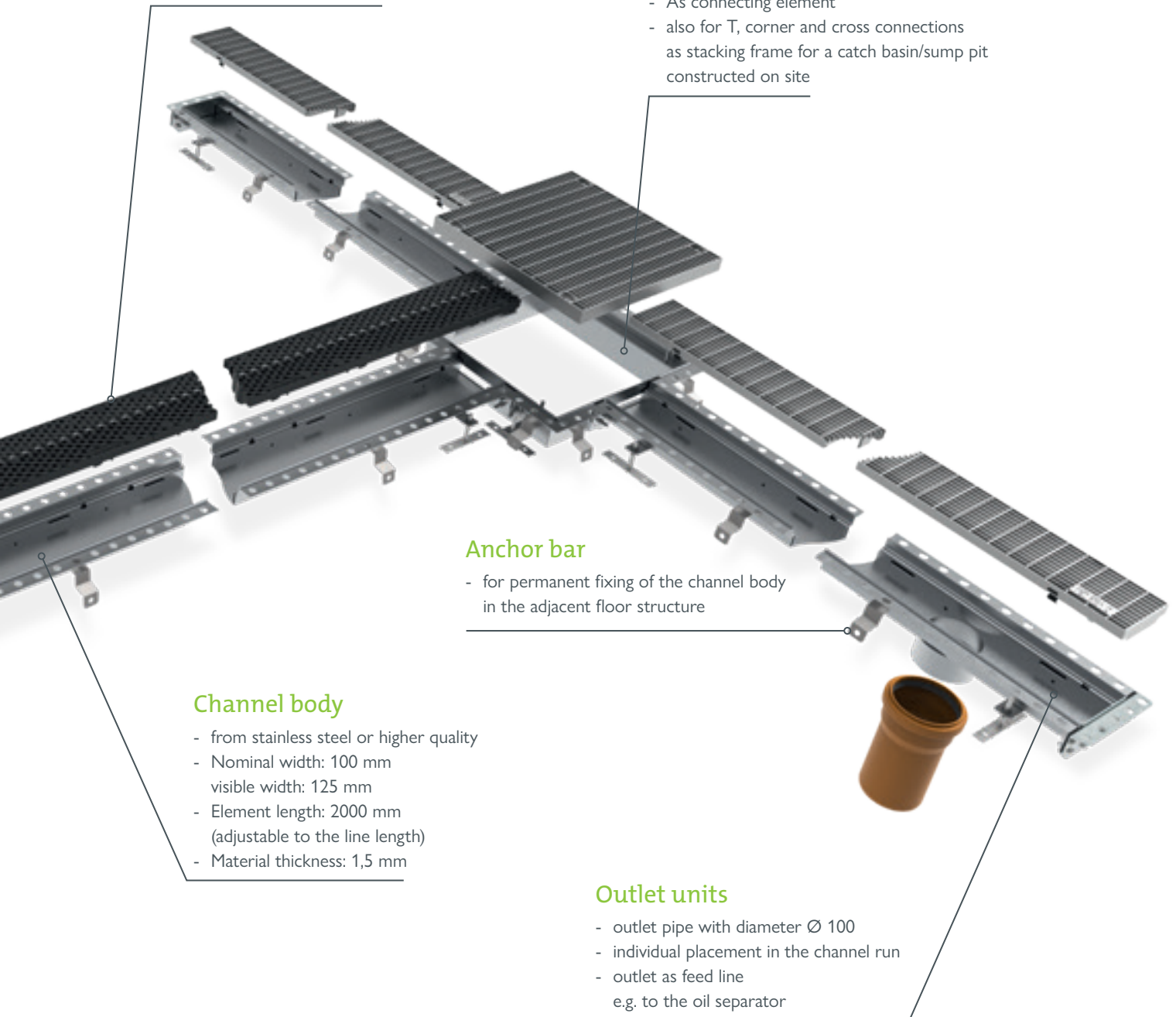
- for permanent fixing of the channel body in the adjacent floor structure

## Channel body

- from stainless steel or higher quality
- Nominal width: 100 mm  
visible width: 125 mm
- Element length: 2000 mm  
(adjustable to the line length)
- Material thickness: 1,5 mm

## Outlet units

- outlet pipe with diameter Ø 100
- individual placement in the channel run
- outlet as feed line  
e.g. to the oil separator



up to class C 250

# BG-FLEX sigma tec

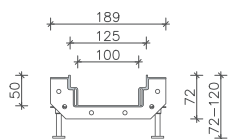
## Drainage channel system



### BG-FLEX sigma tec, nominal width 100 – STAINLESS STEEL

Channel elements without slope, with sealing flange Incl. elevated stand, seal and bolted butt joint; visible width 125 mm, internal height 50 mm


Item no.	sigma tec without slope – material thickness: 1.5 mm		Length mm	Height mm	Weight
20710351	Standard element	L	2000	72	10.2 kg
20710352	Channel element	L	500	72	3.3 kg
20710353	Channel element		1000	72	5.6 kg
20710354	Channel element		1500	72	8.5 kg
20710362	fitting piece	on request		72	




### BG-FLEX sigma tec outlet elements

Sump pit frame, can be placed anywhere in the channel run, as a connecting, end, T or cross element


Item no.	sigma tec outlet elements, material thickness 1.5 mm		Length mm	Height mm	Weight
20710361	channel element NW 100, with outlet Ø 100	L	500	72	3.8 kg
14140000	fitting piece NW 100, incl. bottom outlet Ø 100	on request		72	
Item no.	sump pit frame made entirely of FILCOTEN® HPC		Material	Height mm	Weight
14140000	sump pit 440/440/500 <sup>1)</sup>		FILCOTEN® HPC	500	51.5 kg
Item no.	Sump pit frame, material thickness 1.5 mm		Material	Height mm	Weight
20700301	Mesh grating, sump pit frame, 400/400/30, MW 30/10		B 125		
20700302	Mesh grating, sump pit frame, 400/400/30, MW 30/10		C 250		
20710371	End piece 400/400		stainless steel	100	4.5 kg
20710372	Straight connection piece		stainless steel	100	4.0 kg
20710373	Corner piece 90° 400/400		stainless steel	100	4.0 kg
20710374	T-piece 400/400		stainless steel	100	4.5 kg
20710375	Cross piece 400/400		stainless steel	100	4.5 kg
Item no.	Covers, material thickness 1.5mm		Load class	Height mm	Weight
20700301	Mesh grating for sump pit frame MW 30/10		class B 125	30	10.0 kg
20700302	Mesh grating for sump pit frame MW 30/10		class C 250	30	11.8 kg



sigma tec  
Sump pit frame



sigma tec  
Sump pit frame  
with mesh grating



Mesh grating MW 30/10, stainless steel



Please note that these products are manufactured to order – they are not stock products!




GRASPOINTNER  
Sustainable innovation.

<sup>1)</sup> Details to BG-FILCOTEN® spot-p sump pit see on pages 28 and 29.

## Gratings and accessories

for BG-FLEX sigma tec drainage channels, nominal width 100

Item no.	Gratings with fiX-locking	Load class	Height mm	Weight
17010322	mesh grating 1000/122/20, MW 30/10, stainless steel	C 250	20	3.3 kg
17010401	COMBee design grating 500/123/20, Ø 7.3 mm, plastic PA6	B 125	20	0.9 kg
17010402	COMBee design grating 500/123/20, Ø 7.3 mm, plastic PA6	C 250	20	1.1 kg
17010403	Plastic slotted grating 500/123/20, SW 8/40, plastic PA6	B 125	20	0.9 kg
NEW				
Item no.	Accessories	Material		Weight
20710317	front cap NW100, incl. seal & bolts	L	stainless steel	0.6 kg
Base outlet 150x150 mm material thickness: 3mm, outlet nozzles Ø 100, incl. mesh grating			stainless steel	0.5 kg



mesh grating class C



COMBee design grating




plastic slotted grating



Front cap



Base outlet 150x150 mm



BG-FILCOTEN® spot-p



[www.say.bg/en/spot-p](http://www.say.bg/en/spot-p)


### Send us your project!

Our technical support will be happy to advise you and provide you with an overall quote for your project.


Robert Eder  
Tel.: +43 6233/8900-0  
E-Mail: [office@bg-graspointner.com](mailto:office@bg-graspointner.com)




The gratings on the left are  
**beautiful & functional.**  
 On the right it's the **other way around.**




3



2



1



FA bolting-material set

## BG-FLEX FA & FA glass

Gratings	SW, MW, Ø in mm	
1 Mesh grating <sup>3)</sup>	MW 30/10	
2 Slotted grating	SW 9/80	
	SW 9/130	
3 Perforated grating	Ø 6	
4 longitudinal bar grating <sup>3)</sup>	SW 10	
5 design-longitudinal bar grating	SW 6	

## BG-FLEX TE

Gratings	SW, MW, Ø in mm	
6 slot inlay	MW 8/8	

## BG-FLEX TM

Gratings	SW, MW, Ø in mm	
7 Perforated grating	Ø 6	
8 Linear grating	SW 5	

## BG-FLEX sigma tec

Gratings	SW, MW, Ø in mm	
9 COMBee design grating	Ø 7.3	
10 plastic slotted grating	SW 8/40	
11 Mesh grating	SW 30/10	

<sup>1)</sup> Classes according to EN 1433:

A 15 kN | B 125 kN | C 250 kN  
 D 400 kN | E 600 kN | F 900 kN

<sup>2)</sup> Material:

V: Galvanised | E: Stainless steel | PA6: Polyamide plastic

<sup>3)</sup> FA bolting-material set

Optional attachment with bolting-material set



11




GRASPOINTNER  
 Sustainable innovation.





4



5



6

## Facade channels

	NW 100	NW 130	NW 150	NW 200	NW 250	Class <sup>1)</sup>	Material <sup>2)</sup>
	✓	✓	✓	✓	✓	walkable	V, E
		✓				walkable	V, E
				✓		walkable	V, E
		✓		✓		walkable	V, E
	✓	✓	✓	✓		walkable	V, E
	✓	✓	✓	✓		walkable	E

## Terrace slot channels

	NW 100	Class <sup>1)</sup>	Material <sup>2)</sup>
	✓	walkable	E

## Terrace channels

	NW 60	Class <sup>1)</sup>	Material <sup>2)</sup>
	✓	walkable	E
	✓	walkable	E

## Drainage channel system

	NW 100	Class <sup>1)</sup>	Material <sup>2)</sup>
	✓	B, C	PA6
	✓	C	PA6
	✓	C	E



7




8



[www.say.bg/en/blacklabel\\_pdf](http://www.say.bg/en/blacklabel_pdf)

5 9 BG-BLACK LABEL  
design line



10



9

BG-FILCOTEN®

BG-CLASSIC

BG-FLEX

# Unsurpassed **stability** meets lasting **cost-efficiency.**

Traffic volume, and thus the burden on our roads, increases every year.

Increasing lorry traffic poses a major challenge to maintaining roadway stability. This means rising road maintenance costs and greater safety risks. Because road damage poses a dangerous accident hazard.

## **Safer and more durable:** BG- ROAD shoulder LEFIX® slabs.

BG - ROAD LEFIX shoulder ® slabs effectively stop this development, as their design prevents shoulder loosening, with a stable surface structure that affords easy steering correction. They reduce road shoulder wear so less maintenance is required, yielding lower maintenance cost. The 'rumbling' sound made when driven over the edge of the road alerts drivers, enhancing safety.

### **Abrasion-proof: Two-layer design**

The shoulder slabs have concrete facing for a smooth, rust-resistant and abrasion-resistant top surface.

### **Safety-enhancing: Rumble effect**


A grooved profile makes a rumbling noise when driven over, alerting drivers that they have reached the edge of the road.

### **Practical: Interlocking design**

Frontal interlocking teeth make the slabs grip together so they cannot be displaced, affording easier installation as well.

### **Attention-seeking: Signal colour**

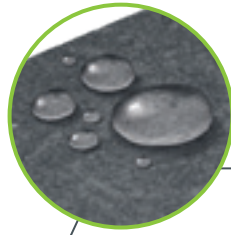
BG-ROAD LEFIX® shoulder slabs are also available with colored facing concrete. The color does not wear off, ensuring permanent visibility.



GRASPOINTNER  
Sustainable innovation.

# BG-ROAD LEFIX<sup>®</sup>

## Shoulder slab



### Hydrophobic surface

Thanks to the optional full-surface coating, the shoulder slab surface is made waterproof.


### Clean: Drainage grooves

A grooved profile conducts surface water off in controlled fashion, avoiding slab flooding that typically occurs.

The original: BG-ROAD LEFIX<sup>®</sup> shoulder slab

More informationen at: [www.say.bg/en/lefix](http://www.say.bg/en/lefix)

CE



### Variable: Reflector post recess

An optional recess makes for easy installation and replacement of reflector posts.

### Convenient: Spacing aid

Spalling protection for transport and laying

### The benefits at a glance:

- Laid together, the length-wise side of BG-ROAD LEFIX<sup>®</sup> slabs form a continuous border of support for the edge of asphalt roads
- Easy to lay, virtually maintenance-free
- Replaces shoulder gravel, keeping the road surface clear
- Greater traffic safety for lorries, cars and two-wheelers
- Designed for winter road services: 3% outward surface gradient

BG-FILCOTEN<sup>®</sup>


BG-CLASSIC

BG-FLEX

BG-ROAD

# BG-ROAD LEFIX®


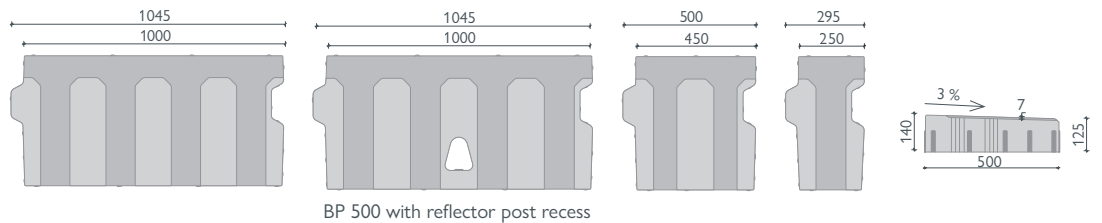
## Shoulder slabs




### BG-ROAD LEFIX® shoulder slab BP 500 – grey

Shoulder slab made of concrete C 30/37

Item no.	Type	L/W in mm	Laying radius	Pcs./Pallet	Weight
57004	LEFIX® shoulder slab BP 500	1000/500	> 12 m	8	149 kg
57000	LEFIX® shoulder slab BP 500 with recess <sup>2)</sup>	1000/500	> 12 m	8	145 kg
57006	LEFIX® shoulder slab BP 500	450/500	> 6 m <sup>1)</sup>	16	65 kg
57008	LEFIX® shoulder slab BP 500	250/500	> 4 m <sup>1)</sup>	24	36 kg
57045	LEFIX® shoulder slab BP 500, hydrophobic <sup>3)</sup>	1000/500	> 12 m	8	149 kg
57055	LEFIX® shoulder slab BP 500 with recess, hydrophobic <sup>3)</sup>	1000/500	> 12 m	8	145 kg
57046	LEFIX® shoulder slab BP 500, hydrophobic <sup>3)</sup>	450/500	> 6 m <sup>1)</sup>	16	65 kg
57047	LEFIX® shoulder slab BP 500, hydrophobic <sup>3)</sup>	250/500	> 4 m <sup>1)</sup>	24	36 kg




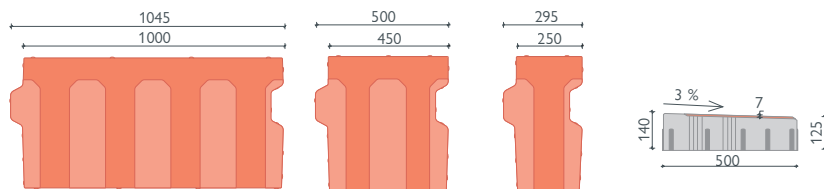
reflector post recess




### BG-ROAD LEFIX® shoulder slab BP 500 – red

Shoulder slab made of concrete C30/37

Item no.	Type	L/W in mm	Laying radius	Pcs./Pallet	Weight
57020	LEFIX® shoulder slab BP 500 RED <sup>3)</sup>	1000/500	> 12 m	8	149 kg
57021	LEFIX® shoulder slab BP 500 RED <sup>3)</sup>	450/500	> 6 m <sup>1)</sup>	16	65 kg
57018	LEFIX® shoulder slab BP 500 RED <sup>3)</sup>	250/500	> 4 m <sup>1)</sup>	24	36 kg
57048	LEFIX® shoulder slab BP 500, hydrophobic RED <sup>3)</sup>	1000/500	> 12 m	8	149 kg
57049	LEFIX® shoulder slab BP 500, hydrophobic RED <sup>3)</sup>	450/500	> 6 m <sup>1)</sup>	16	65 kg
57050	LEFIX® shoulder slab BP 500, hydrophobic RED <sup>3)</sup>	250/500	> 4 m <sup>1)</sup>	24	36 kg



BG-ROAD LEFIX®  
shoulder slab 450/500



BG-ROAD LEFIX®  
shoulder slab 250/500



GRASPOINTNER  
Sustainable innovation.

<sup>1)</sup> Data applies to internal radii.

<sup>2)</sup> Reflector post recess – 1 reflector post per slab.


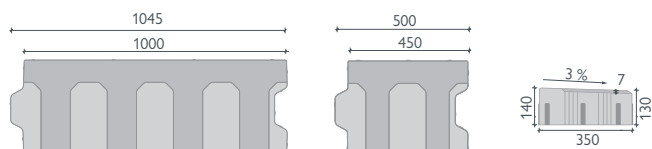
<sup>3)</sup> Please inquire for delivery time and availability.



## BG-ROAD LEFIX® shoulder slab BP 350 – grey

Shoulder slab made of concrete C 30/37


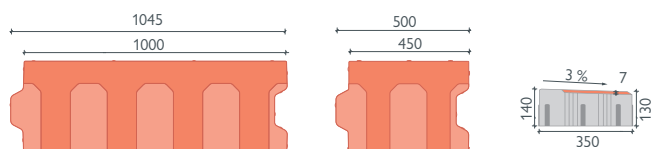
Item no.	Type	L/W in mm	Laying radius	Pcs./Pallet	Weight
57001	LEFIX® shoulder slab BP 350	1000/350	> 16 m	12	107.0 kg
57024	LEFIX® shoulder slab BP 350	450/350	> 16 m	12	48.0 kg
57051	LEFIX® shoulder slab BP 350, hydrophobic	1000/350	> 16 m	12	107.0 kg
57052	LEFIX® shoulder slab BP 350, hydrophobic	450/350	> 16 m	12	48.0 kg



## BG-ROAD LEFIX® shoulder slab BP 350 – red

Shoulder slab made of concrete C30/37


Item no.	Type	L/W in mm	Laying radius	Pcs./Pallet	Weight
57019	LEFIX® shoulder slab BP 350 RED <sup>3)</sup>	1000/350	> 16 m	12	107.0 kg
57025	LEFIX® shoulder slab BP 350 RED <sup>3)</sup>	450/350	> 16 m	12	48.0 kg
57053	LEFIX® shoulder slab BP 350, hydrophobic RED <sup>3)</sup>	1000/350	> 16 m	12	107.0 kg
57054	LEFIX® shoulder slab BP 350, hydrophobic RED <sup>3)</sup>	450/350	> 16 m	12	48.0 kg



## Accessories

for BG-ROAD LEFIX® shoulder slabs

Item no.	Type
80017	LEFIX® shoulder slab lifting grab, max. load capacity 250 kg, grabbing area: 55 - 535 mm



Shoulder slab lifting grab

# Universal accessories



## BG-Sealing System

for channels with safety joint

Excel table to determine quantity, see [www.say.bg/dicht-xls](http://www.say.bg/dicht-xls)

Item no.	Conventional application areas	Package
31300	sealant 1K – standard, concrete grey – product: Sikaflex Pro 3	600 ml/bag
31302	primer – product: Sikaflex Primer 3N	250 ml/can
31206	Separation tape 9x2 mm	25 m/roll
31203	Applicator gun 450 ml – 600 ml	pcs.
Item no.	Specifically for areas with hazardous materials	Package
31301	sealant 1K – special, concrete grey – product: Sikaflex-Tank N	600 ml/bag
31302	primer – product: Sikaflex Primer 3N	250 ml/can
31206	Separation tape 9x2 mm	25 m/roll
31203	Applicator gun 450 ml – 600 ml	pcs.



## BG-lifting tools

for simple and easy lifting

Item no.	Lifting grabs	Load capacity	Opening width	Tare weight
80002	Lifting grab for manual laying	ca. 150 kg	0 – 400 mm	approx. 4.5 kg
80018	Lifting grab for drainage channels and cable troughs <sup>1)</sup>	approx. 250 kg	150 – 600 mm	approx. 18 kg
80019	Lifting grab for drainage channels and cable troughs <sup>2)</sup>	approx. 600 kg	50 – 600 mm	approx. 29 kg
80022	Lifting grab for BG-FILCOTEN® green, pro 400 BG-CLASSIC BGZ-S 300, 400 and 500 <sup>3)</sup>	approx. 1,400 kg	50 – 780 mm	approx. 150 kg
80023	Lifting grab for BG-FILCOTEN® green, pro 400 BG-CLASSIC BGZ-S 400 and 500 <sup>4)</sup>	approx. 500 kg	390 – 415 mm	approx. 50 kg
19115900	Lifting-hook for BG-FILCOTEN® one NW 150, green, (2 pcs.)	approx. 300 kg		1.9 kg
19120900	Lifting-hook for BG-FILCOTEN® one NW 200, black, (2 pcs.)	approx. 300 kg		2.1 kg
80060	Lifting strap for BG-CLASSIC safety channels and BGZ-S (2 pcs.)	approx. 2,000 kg	strap length 4 m	approx. 3.2 kg
82040	Strops M 12	500 kg		ca. 0,1 kg

80018 – BG Lifting grab for drainage-channel and cable trough

<sup>1)</sup> Grab attaches inside, suitable from NW 150.

<sup>2)</sup> Grab attaches outside, suitable from NW 100.

<sup>3)</sup> Grab attaches outside, suitable for NW NW 300, 400 and 500.

<sup>4)</sup> Grab attaches inside, suitable for NW 400 and 500.





80002 – lifting grab  
for manual laying



80019 – lifting grab  
TSZ-uni for drainage-  
channel and cable trough



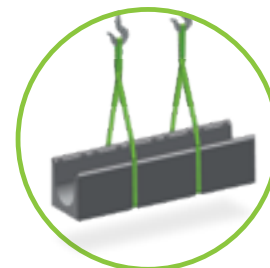
80022 – lifting grab FTZ-Multi for  
BG-FILCOTEN® green, pro 400 &  
BG-CLASSIC BGZ-S NW 300 CH615,  
NW 400 and NW 500 (2.5 m)



80023 – lifting grab for  
BG-FILCOTEN® green, pro 400 &  
BG-CLASSIC BGZ-S  
NW 400 (1m) / NW 500 (1m)



Lifting hook for BG-FILCOTEN® one  
19115900 – NW 150 (green) and  
19120900 – NW 200 (black)



80060 – Lifting strap for  
BG-CLASSIC:  
Safety channel  
& BGZ-S heavy-duty channels



Please note the delivery time may be longer for this product group!

## General notes

The following installation guidelines and installation examples are intended for standard applications. The load class and the installation location according to EN 1433 have to be adapted to the location conditions from the planner. The generally-recognised technical rules and regulations must be observed during installation. In special cases, contact the BG applications engineering department.

## BG-FILCOTEN® channel and grate systems

1. The installation of the BG-FILCOTEN® channels takes place in a concrete foundation according to Austrian standard B 4710-1 or in permeable concrete according to RVS 08.18.01 whereby it is necessary to take account of the slope of the channel when excavating. Each channel is marked with an arrow showing the direction of flow – see the table and sectional drawings for details. The channel elements should only be installed with suitable tools (e.g. BG laying clamp).
2. For the traffic-safe fitting of the gratings, depending on the area of application, we recommend using gratings with a quick-locking system or with locking- or fix-clips. According to Ö-Norm EN 1433 from cl. D 400 kN there is to use preferably a locking device e.g. bolting material.
3. The rebated joint between the channel bodies can be sealed and cemented with appropriate sealing compounds - for description of material and quantity calculation see BG sealing system – [www.say.bg/en/sealingkit\\_pdf](http://www.say.bg/en/sealingkit_pdf).
4. Before making the adjacent cover layer, make sure that the gratings are inserted and if necessary fixed, or the channels are braced adequately against compression. Avoid damaging the channels while compacting the superstructure and the pavement (asphalt, pavement, concrete).
5. In the event of horizontal forces (e.g. areas of concrete, slopes, etc.) it is necessary to provide a sufficiently sized running joint in the area of the carriageway edge at a distance of 30-150 cm to the channel. In the adjacent concrete area, expansion joints which cross the channel run must be positioned so that they run through a channel joint.
6. To prevent uncontrolled stress cracks in a concrete stretcher along a channel run, preformed crack and/or expansion joints must be added at regular intervals, according to recognised technical rules or the specification of a static calculation. These joints should be added at right angles (of the channel section) to the channel element joints. The number and spacing of joints also on the concrete quality and the ambient temperatures during concreting – as well as the concrete after treatment – and should be carried out according to specification.
7. When shear forces occur, pavements must be force-locked to the backrest. This can be done by setting the first three rows of paving (next to the channel run) in a mortar bed. The joints must be backfilled with mineral materials. Shear forces from the paving must not act directly on the channel walls (e.g. thermal expansion, braking forces, etc.). The respective technical guidelines for the creation of paved surfaces, in bound or unbound construction, must be observed accordingly.

08. All adjacent surface layers should always be 3-5 mm higher than the surface of the channel to avoid mechanical damage to the channel elements and to ensure the water can drain away.
9. In areas where chemical ingress (e.g. de-icing salts, acids, bases, etc.) can be expected, we recommend installing drainage channels with stainless steel edges and to use gratings out of high quality stainless steel.
10. Channel-grating-systems (box channels) are not suitable to use across the carriageway on motorways and highways.
11. The channel system must be inspected at regular intervals (at least 1x per year) for contamination and its functioning, and cleaned if necessary, especially the sump unit with silt bucket.

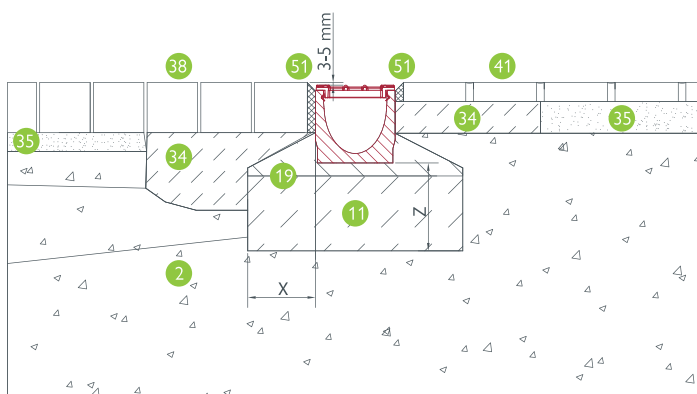


The installation instructions also apply to sump units.

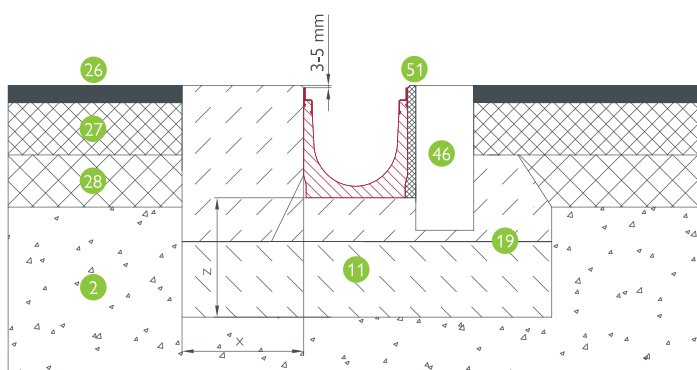
Load class	A 15 kN	B 125 kN	C 250 kN	D 400 kN	E 600 kN
concrete quality – foundation according to Austrian standard B 4710-1*	C 16/20	C 20/25	C 20/25	C 25/30	C 25/30
Width: X	≥ 8 cm	≥ 10 cm	≥ 15 cm	≥ 20 cm	≥ 20 cm
Height: Y	channel height: 5 cm (mini: 3cm)			channel construction height	
Thickness: Z	≥ 8 cm	≥ 10 cm	≥ 15 cm	≥ 20 cm	≥ 20 cm
constr. reinforcement	not necessary				necessary

\*Concrete quality is a minimum requirement which is to be adapted to the local requirements.

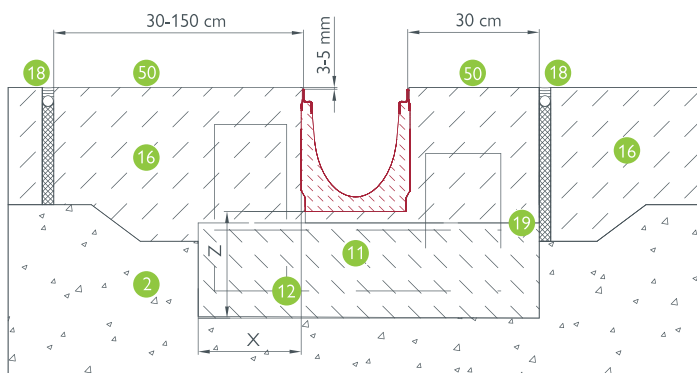




BG-FILCOTEN® light NW 100: pavement – pavement covering, class A – C



BG-FILCOTEN® tec NW 100: asphalt - stretcher brick, cl. C



BG-FILCOTEN® pro NW 100: concrete – concrete, class D – E

## Key

- 2 load-bearing gravel layer
- 11 concrete foundation acc. to static calculations
- 12 class E: reinforcement bar
- 16 concrete pavement
- 18 expansion joint
- 19 working joint
- 26 Surface course
- 27 Bitumen gravel
- 28 load-bearing bitumen layer
- 34 mortar bed
- 35 grit bed
- 38 Paving stones
- 41 Tile covering
- 46 Stretcher paving or concrete stretcher
- 50 Transversal-concealed joint each 6m at channel joints
- 51 cavity free sealing

## BG-FILCOTEN® one

1. FILCOTEN® HPC channels are to be installed on a concrete foundation in line with the Austrian standard B 4710-1 or in permeable concrete in line with RVS 08.18.01. A mortar bed (at least 2 cm thick) is imperative if the internal bottom surface of the channel is cured. Depending on the structural requirements, support concrete wedges on each side of the channel or concrete stretchers with steel reinforcement are required – see table and sectional views for details.
2. Start setting up the channel run at the outlet unit, ensuring that the lower part of the outlet unit is at the right height and position to connect with the sewer pipe and the channel run. If there are several outlet units in one channel run, the lower parts of the outlet units must be installed particularly carefully at the right height and position.
3. The two front sides of a downstream channel element can be connected to the upstream element as the tongue/groove/tenon system allows for any flow direction. As a result, there is no flow direction arrow on the channels.
4. We recommend using the plug-in sealing profile on the channel element butt joints. The channel joints can also be sealed with conventional sealing materials (e.g. 1-component PU-based sealing materials), the BG application-engineering department will provide you with a description of the materials and determine the quantities required.
5. Before the surface layer is laid, the channel run should be protected to avoid concrete spills on the surface, e.g. with protective plastic sheeting. Avoid damaging the channels while compacting the superstructure and the pavement (asphalt, pavement, concrete).
6. In the event of horizontal forces (e.g. areas of concrete, slopes, etc.) it is necessary to provide a sufficiently sized expansion joint in the area of the carriageway edge at a distance of 30-150 cm to channel run. Care must be taken to ensure that no forces whatsoever that may result from a temperature expansion (concrete and/or paved surfaces) can impact the channel walls. Expansion joints must be provided and installed accordingly. The same applies to cement-stabilised base layers in the superstructure. The selected joint fillers must be made of a suitable material. Expansion joints running transversely to the channel run are to be arranged in the adjacent concrete surfaces so that they run through a channel joint.
7. To prevent uncontrolled stress cracks in a concrete stretcher along a channel run, preformed crack and/or expansion joints must be added at regular intervals, according to recognised technical rules or the specification of a static calculation. These joints should be added at right angles (of the channel section) to the channel element joints. The number and spacing of joints also on the concrete quality and the ambient temperatures during concreting – as well as the concrete after treatment – and should be carried out according to specification.

**08.** Paved surfaces with a potential to be subject to shear forces must be force-locked to the backrest. This can be accomplished by setting the first three rows of paving slabs (along the channel run) in a mortar bed. The joints must be backfilled with mineral materials. Shear forces from the paving must not act directly on the channel walls (e.g. thermal expansion, braking forces, etc.). The respective technical guidelines for the creation of paved surfaces, in bound or unbound construction, must be observed accordingly.

9. All adjacent covers should permanently run 3-5 mm higher should always be higher than the surface of the channel/grating to avoid mechanical damage (e.g. snow clearing) and to guarantee the water drainage.
10. The same installation guidelines apply accordingly to inspection and sump units (incl. upper/lower parts).
11. The channel system must be inspected at regular intervals (at least 1x per year) for contamination and its functioning, and cleaned if necessary, especially the sump unit with silt bucket.

## BG-FILCOTEN® parkline & city mini

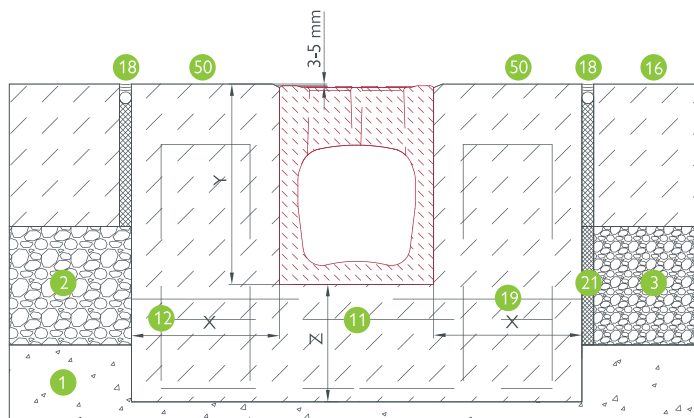
1. BG-FILCOTEN® city mini and parkline are set in a recess over an on-site structure seal – in accordance with the listed surface finishing system.
2. Begin by laying the channel runs from the junction to the outlet.
3. The channels are set in the desired position using earth-moist concrete and are then infilled with grouting mortar – see sectional drawings for details.
4. The rebated joint between the channel bodies can be sealed and cemented with appropriate sealing compounds - for material description and quantity calculation see BG sealing system – [www.say.bg/en/sealingkit\\_pdf](http://www.say.bg/en/sealingkit_pdf).
5. All adjoining coverings should slope towards the channel runs in order to ensure the water drainage.
6. In areas in which higher exposure to chemical substances (e.g. de-icing chemicals, acids, bases, etc.) is to be expected, we recommend cleaning the channel runs and rinsing them with clean water sufficiently often.



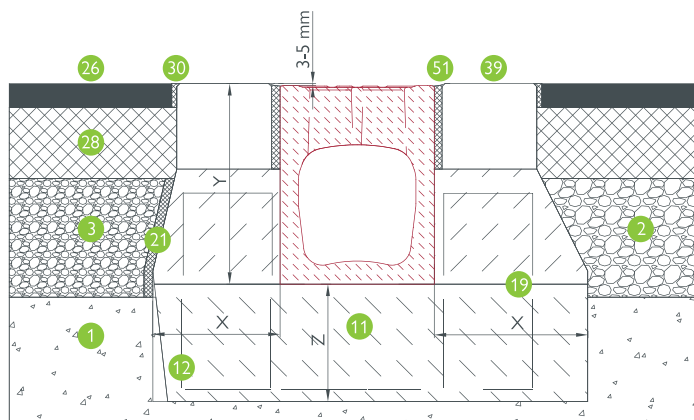
The installation drawings are general examples. Details and further information is available on our website at [www.bg-graspointner.com](http://www.bg-graspointner.com). In the case of different installation situations, contact our application engineers directly.

Load class	A 15 kN	B 125 kN	C 250 kN	D 400 kN	E 600 kN
concrete quality – foundation according to Austrian standard B 4710-1*	C 16/20	C 20/25	C 20/25	C 25/30	C 25/30
Width: X	≥ 8 cm	≥ 10 cm	≥ 15 cm	≥ 20 cm	≥ 20 cm
Height: Y	channel height: 5 cm (mini: 3cm)			channel construction height	
Thickness: Z	≥ 8 cm	≥ 10 cm	≥ 15 cm	≥ 20 cm	≥ 20 cm
constr. reinforcement	not necessary				necessary

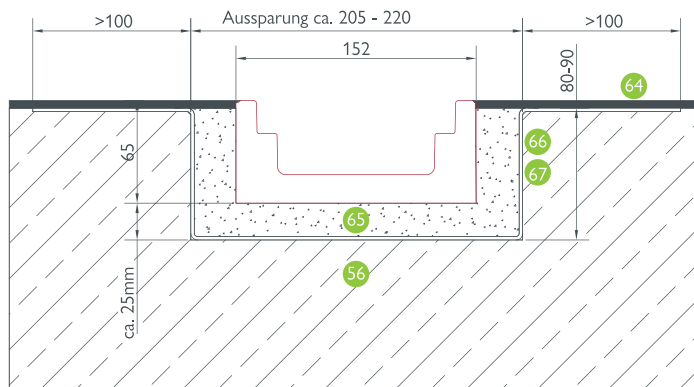
\*Concrete quality is a minimum requirement which is to be adapted to the local requirements. Class F 900 is to be clarified on request with our application engineers.



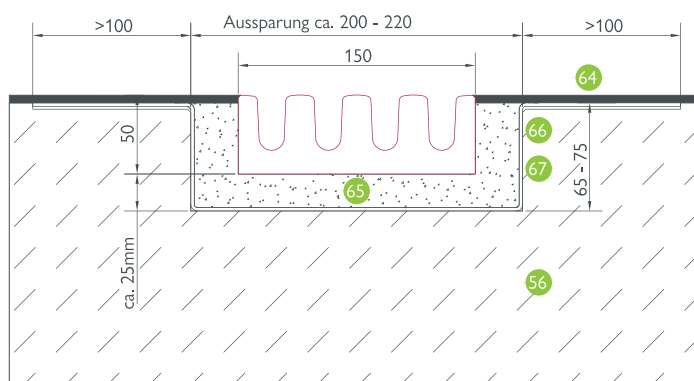
BG-FILCOTEN® one, NW 150 concrete – concrete, class D – E



BG-FILCOTEN® one, NW 150 Asphalt - Asphalt, cl. D - F



BG-FILCOTEN® city mini NW 100: Concrete, coated, Class A – C



BG-FILCOTEN® parkline NW 150: Concrete, coated, Class A – C

## Key

- 1 Frost protection layer
- 2 load-bearing gravel layer
- 3 Cement-stab. gravel layer
- 11 concrete foundation acc. to static calculations
- 12 class E: reinforcement bar
- 16 concrete pavement
- 18 expansion joint
- 19 working joint
- 21 expansion joint
- 26 Surface course
- 28 bitumen layer
- 30 bituminous sealing tape
- 39 large-size paving stone
- 50 Transversal-concealed joint each 6m at channel joints
- 50 Structural reinforcement
- 50 cavity-free joint sealing-free

## Key

- 56 Steel-reinforced concrete surface
- 64 Coating according to planner requirements ca. 4-5 mm
- 65 grouting mortar
- 66 Primer
- 67 building sealing with fleece reinforced

# BG-CLASSIC

## General notes

The following installation guidelines and installation examples are intended for standard applications. The load class and the installation location according to EN 1433 have to be adapted to the location conditions from the planner. The generally-recognised technical rules and regulations must be observed during installation. In special cases, contact the BG applications engineering department.

## BG-CLASSIC® Type M channels

1. BG-CLASSIC channels Type M (standard channel, BGZ-S) are set in a concrete foundation according to Austrian standard B 4710-1 or in microfine concrete according to RVS 08.18.01, whereby it is necessary to take account of the slope of the channel when excavating. Each channel is marked with an arrow showing the direction of flow – see the table and sectional drawings for details. The channel elements should only be installed with suitable tools (e.g. BG laying clamp).
2. For the traffic-safe fitting of the gratings, depending on the area of application, we recommend using gratings with locking (quick-locking or fixing clips, SV). According to European standard EN 1433 from cl. D 400 kN there is to use preferably a locking device (e.g. bolting material, SV).
3. The rebated joint between the channel bodies can be sealed and cemented with appropriate sealing compounds - for description of material and quantity calculation see BG sealing system – [www.say.bg/en/sealingkit\\_pdf](http://www.say.bg/en/sealingkit_pdf).
4. Before making the adjacent cover layer, make sure that the gratings are inserted and if necessary fixed, or the channels are braced adequately against compression. Avoid damaging the channels while compacting the superstructure and the pavement (asphalt, pavement, concrete).
5. In the event of horizontal forces (e.g. areas of concrete, slopes, etc.) it is necessary to provide a sufficiently sized running joint in the area of the carriageway edge at a distance of 30-150 cm to the channel. In the adjacent concrete area, expansion joints which cross the channel run must be positioned so that they run through a channel joint.
6. To prevent uncontrolled stress cracks in a concrete stretcher along a channel run, preformed crack and/or expansion joints must be added at regular intervals, according to recognised technical rules or the specification of a static calculation. These joints should be added at right angles (of the channel section) to the channel element joints. The number and spacing of joints also depend on the quality of the concrete and the ambient temperatures during concreting – as well as the concrete after treatment – and should be carried out according to specification.
7. When shear forces occur, pavements must be force-locked to the backrest. This can be done by setting the first three rows of paving (next to the channel run) in a mortar bed. The joints must be backfilled with mineral materials. Shear forces from the paving must not act directly on the channel walls (e.g. thermal expansion, braking forces, etc.). The respective technical guidelines for the creation of paved surfaces, in bound or unbound construction, must be observed accordingly.
8. All adjacent surfaces should be permanently 3-5 mm higher than the surface of the channel/grating to avoid mechanical damage (e.g. snow clearing) and to guarantee the water drainage.

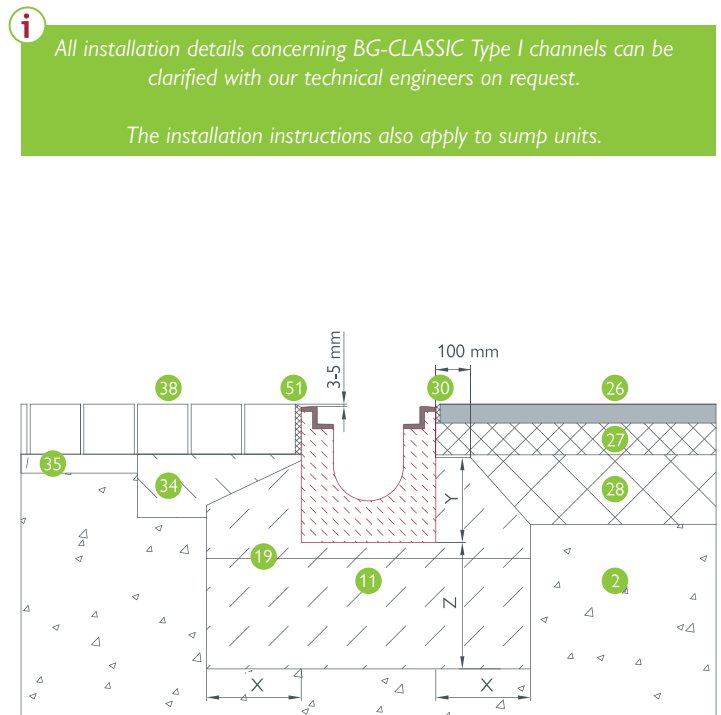
9. Channel-grating-systems (box channels) are not suitable to use across the carriageway on motorways and highways.
10. The channel system must be inspected at regular intervals (at least 1x per year) for contamination and its functioning, and cleaned if necessary, especially the sump unit with silt bucket.

## BG-CLASSIC® Type I channels

- 1.** The installation of BG-CLASSIC type I channels (BIG I, BIG TANK) is carried out a concrete equalising layer We recommend building a concrete foundation in the load-bearing gravel layer as this will allow irregularities to be compensated for when sealing the top layer.

Stages 2-10 outlined in the Type M installation guidelines apply accordingly to Type I channels.

See table for dimensions. Type I channels do not require a supporting wedge/backrest – a load joint element is recommended, however.



Paving Class A – D | BG-CLASSIC BGZ-S | Asphalt: Class A – D

Load class	A 15 kN	B 125 kN	C 250 kN	D 400 kN	E 600 kN
concrete quality – foundation according to Austrian standard B 4710-1*	C 16/20	C 20/25	C 20/25	C 25/30	C 25/30
Width: X	≥ 8 cm	≥ 10 cm	≥ 15 cm	≥ 20 cm	≥ 20 cm
Height: Y	channel height: 5 cm (mini: 3cm)			channel construction height	
Thickness: Z	≥ 8 cm	≥ 10 cm	≥ 15 cm	≥ 20 cm	≥ 20 cm
constr. reinforcement	not necessary				necessary

\*Concrete quality is a minimum requirement which is to be adapted to the local requirements. Class F 900 is to be clarified on request with our application engineers.





- 1 Frost protection layer
- 2 load-bearing gravel layer
- 3 Cement-stab. gravel layer
- 4 Subgrade level
- 6 concrete bed
- 11 concrete foundation acc. to static calculations
- 16 concrete pavement
- 18 expansion joint
- 19 working joint
- 26 Surface course
- 27 Bitumen gravel
- 28 load-bearing bitumen layer
- 30 bituminous sealing tape
- 34 mortar bed
- 35 grit bed
- 38 Paving stones
- 51 cavity-free joint sealing

The diagrams illustrate the construction of a 101-unit bridge with various outlet configurations. The top row shows the basic components: a front cap, a 101, no. 0 with opening outlet, a 101, no. 5-0 with opening outlet, a 101, no. 10-0 with opening outlet, and a Sump unit (or end cap) with outlet. The middle row shows the 101, no. 10-0 with outlet opening and the sump unit with outlet. The bottom row shows the front cap and the end cap with outlet.

## BG-FLEX FA and glass facade channels

### norm requirements for facade channels

When a facade channel is used, the gener sealing connection height of 10 cm can be reduced to 3 cm and/or 1 cm. The sealing connection heights are stipulated in Austrian standard (ÖNORM) B 3691 and are to be complied with on site.

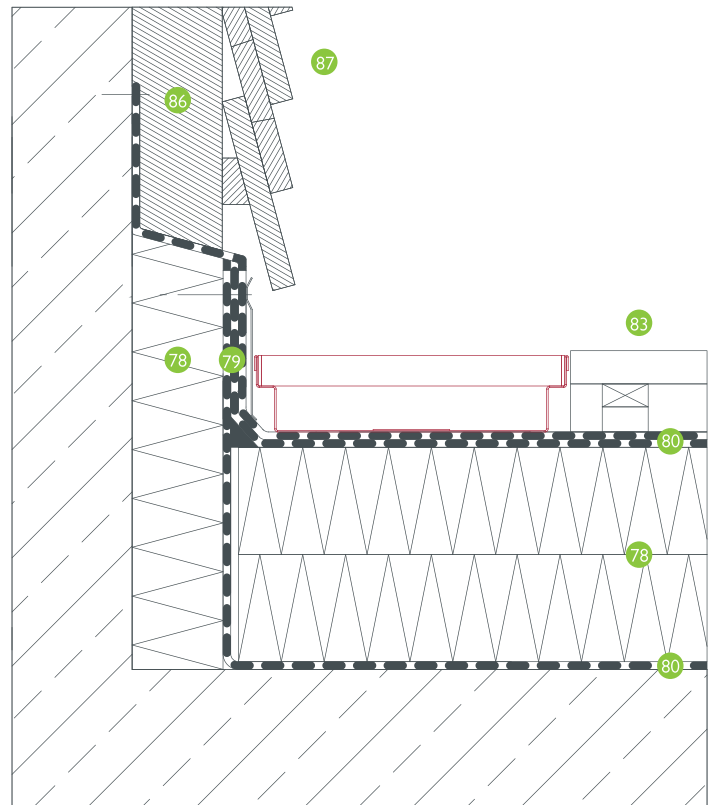
### Key points of Austrian standard ÖNORM B 3691:

There is a differentiation between the following applications: wall, door or window connections

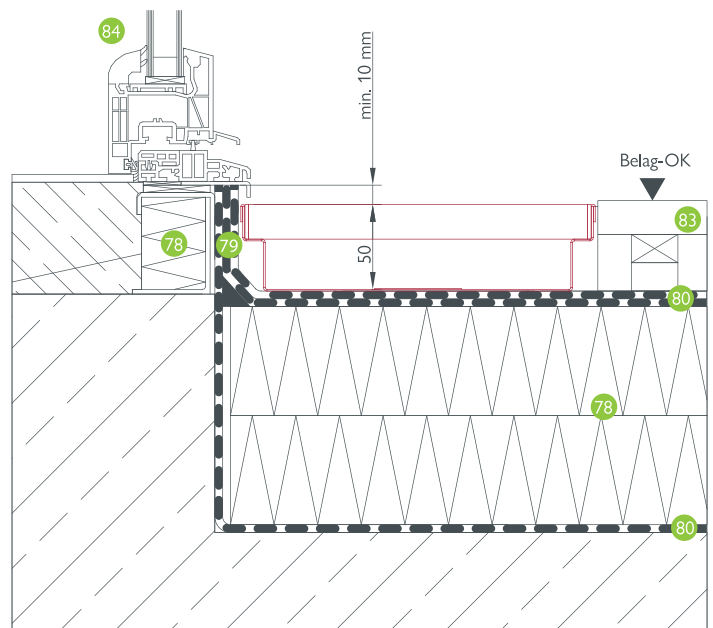
- unprotected area
- partly protected area
- protected area

### Further important requirements under Austrian standard B 3691:

- The cross section of the hydraulic channel must be adapted for local conditions
- For roof drainage, branch channels are to be planned so that they are underneath the coverings in the gravel bed or underneath bound coverings
- Perforated or closed side walls of the drainage channel
- For variable-height drainage channels, height adjustment should be possible when mounted
- For facade channels mounted in front of the soffit, the area between door element and channel must have a 5° slope. In such case, the channel must be extended at least 20 cm beyond the door reveal width on both sides.



BG-FLEX FA facade channel, width 200 – wooden facade



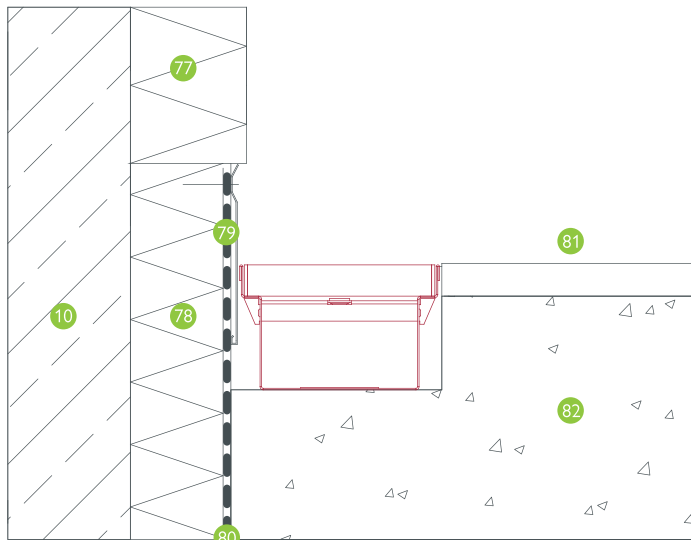
BG-FLEX FA facade channel, width 200 – terrace door



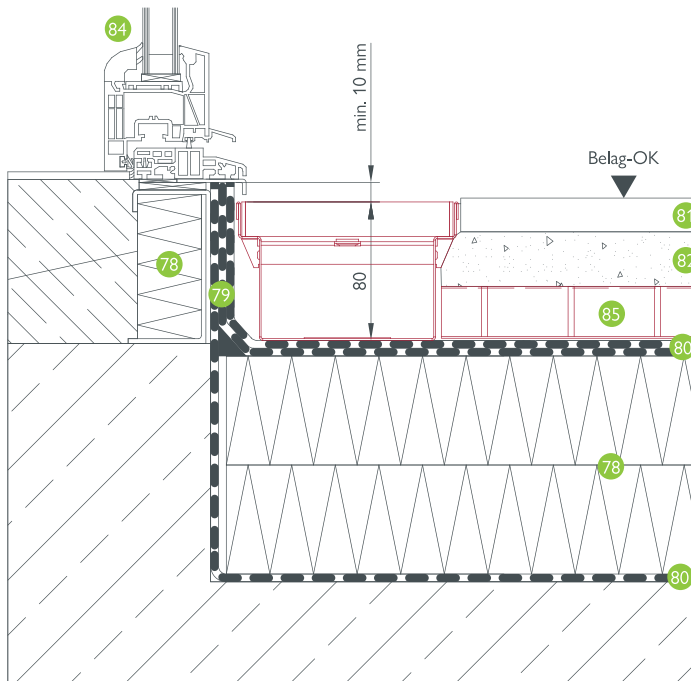
For detailed questions, our technical department will be pleased to assist you. Please do not hesitate to contact us!



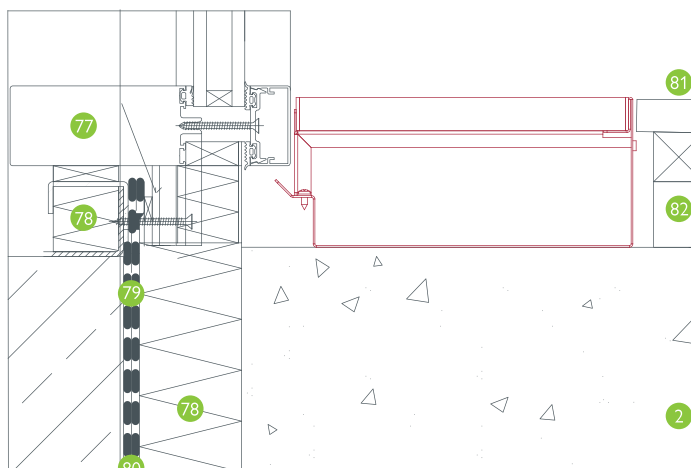
NOTE: Galvanised channel elements must not be laid on fresh lime or cement mortar and not grouted with acetic silicone in order to prevent increased corrosion.



BG-FLEX FA facade channels, RB 130 – wall



BG-FLEX FA facade channel, width 130 – terrace door



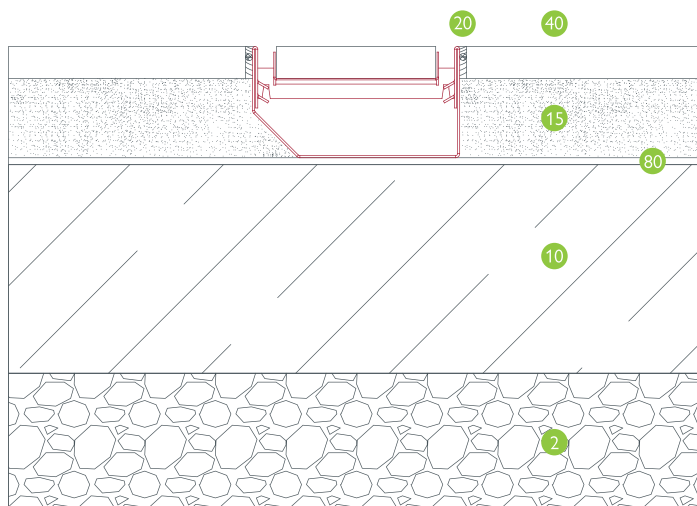
BG-FLEX FA facade channel, width 200 – glass facade

## Key

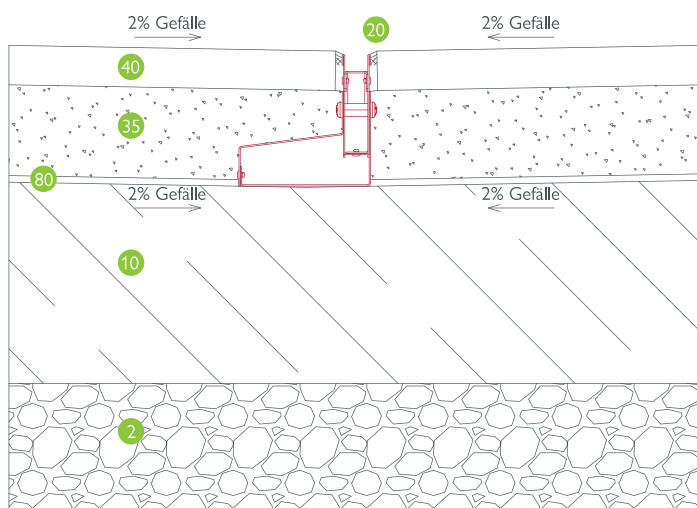
- 2 load-bearing gravel layer
- 10 concrete foundation
- 77 Facade construction
- 78 thermal insulation
- 79 minimum connection height in accordance with Austrian standard B 3691
- 80 sealing foil
- 81 floor structure
- 82 Sub-construction according to planer: such as pedestal-supported terrace decking
- 83 Covering: e.g. wooden decking
- 84 Door construction
- 85 Branch canal to outlet
- 86 joists with thermal insulation
- 87 Wooden facade

# BG-FLEX






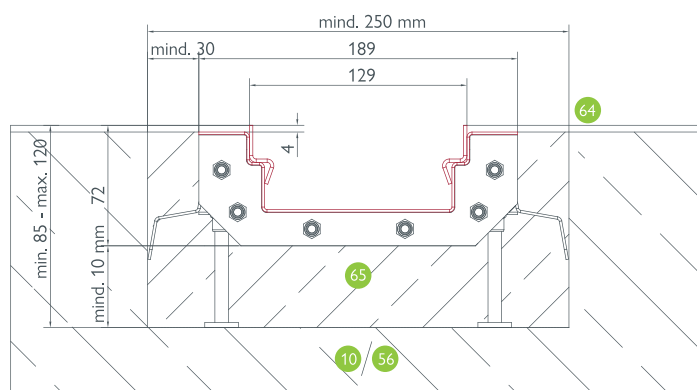
BG-FLEX stone, NW 150, paving



BG-FLEX TE Terrassen-Schlitzrine, SW 18, on concrete slab



BG-FLEX™ terrace channel, RB 60 – paving



BG-FLEX sigma tec, NW 150, coating cl. C

## Key

- 2 load-bearing gravel layer
- 10 concrete foundation
- 15 drainage concrete
- 20 permanently elastic seal
- 35 grit bed
- 40 paving
- 56 Steel-reinforced concrete surface
- 64 Coating according to planner requirements ca. 4-5 mm
- 65 Grout e.g. Triflex frame grout or equivalent
- 66 Primer e.g. Triflex Cryl Primer 276 or equivalent
- 67 Building sealing with fleece reinforcement e.g. Triflex Pro Detail or equivalent

# BG-ROAD LEFIX®

## Shoulder slabs

### NEW CONSTRUCTION

1. Lay permanent load-bearing road bed conforming with applicable road construction regulations and the requirements for the expected load classes.
2. When laying the BG-ROAD LEFIX® shoulder slab on a concrete sub-base (min. C20/25 and suitable exposure class), make sure that the shoulder slabs are fully bedded.
3. The road surface (bituminous wearing course, concrete pavement, etc.), must be applied flush with the shoulder slabs.
4. A joint width of 3-5 mm must be maintained between the BG-ROAD LEFIX® shoulder slabs. Do not lay the slabs too close together. The joints must be filled with suitable permanently elastic grout (no mortar jointing) to eliminate any plant growth and ensure permanent slab connection and grip.

### REPAIR

1. Trim the road edge to create a clean connection line and be able to properly remove damaged road surface.
2. Remove old shoulder material.
3. Lay permanent load-bearing road bed conforming with applicable road construction regulations and the requirements for the expected load classes.
4. When laying the shoulder slabs on a concrete sub-base (min. C20/25 and suitable exposure class), make sure that the shoulder slabs are fully bedded. Back-end support is to be created (min. thickness 15 cm). To ensure a good grip to the finished element, the base and back-end support concrete must not already be set at the time of installation.
5. The road surface (bituminous wearing course, concrete pavement, etc.), must be applied flush with the shoulder slabs.
6. The joints between the cut road edge and the shoulder slabs must be filled with suitable poured material (poured asphalt, cold asphalt, etc.). A joint width of 3-5 mm must be maintained between the shoulder slabs. Do not lay the slabs too close together. The joints must be filled with suitable permanently elastic grout to eliminate any plant growth and ensure permanent slab connection and grip.


### General information on laying and installation

1. Suitable tools (BG lifting grab, vacuum lifting device, etc.) and lifting equipment (mobile, excavator, etc.) should be used to lay the BG-ROAD LEFIX® shoulder slabs.
2. The road surface should be at least 5 mm higher than the surface of the BG-ROAD LEFIX® shoulder slabs where they meet to avoid mechanical damage (during snow clearing for example) and ensure water drainage.
3. Driving when there is no road surface layer (such as fine asphalt covering during construction) must not be allowed so as to prevent the BG-ROAD LEFIX® shoulder slabs from being damaged.


4. The BG-ROAD LEFIX® shoulder slabs widen the roadway while protecting the road edge near the shoulder. The shoulder slabs should not be regularly driven on.
5. The BG-ROAD reflector post insertion holes must be kept free, and deepened as required.



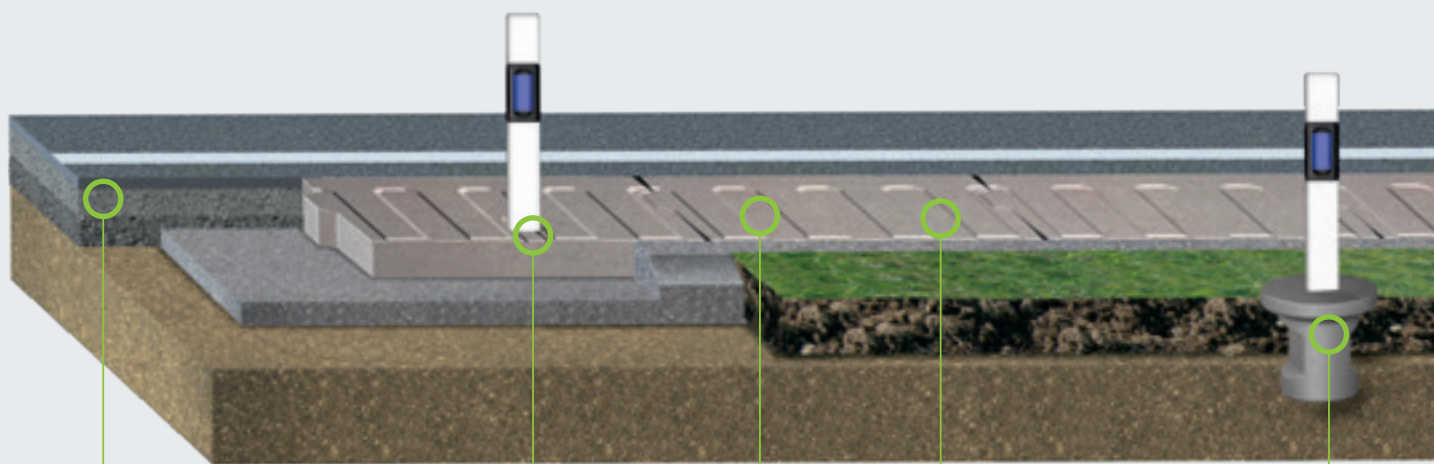
The installation drawings are general examples. Details and further information on our homepage [www.bg-graspointner.com](http://www.bg-graspointner.com). For special installation requirements, you can also contact our application engineering directly – [office@bg-graspointner.com](mailto:office@bg-graspointner.com)



**Inner radii:**  
 up to 4 m – BG-ROAD LEFIX® 250/500  
 up to 6 m – BG-ROAD LEFIX® 450/500  
 up to 12 m – BG-ROAD LEFIX® 1000/500



Laying example: Roundabout with different radii



Additional supports are created for the roadway to prevent the road edge from breaking away

The BG-ROAD reflector post can be inserted directly into the specially provided slot as needed


The grooves create a rumbling noise that alerts drivers that they have reached the edge of the road

The grooves drain off water in controlled fashion, preventing water intrusion

BG-ROAD reflector post - bases provide a stable and twist-resistant foundation



GRASPOINTNER  
Sustainable innovation.



[www.say.bg/en/print](http://www.say.bg/en/print)

BG-Graspointner GmbH  
Gessenschwandt 39  
4882 Oberwang

Phone: +43 6233/8900-0

Fax: +43 6233/8900-303

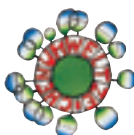
E-mail: [office@bg-graspointner.com](mailto:office@bg-graspointner.com)

Web: [www.bg-graspointner.com](http://www.bg-graspointner.com)

Find out more about our dedication  
to sustainable print products in our  
blog article.



PurePrint®  
innovated by gugler\* DruckSinn  
Healthy. Residue-free. Klimapositiv.  
[drucksinn.at](http://drucksinn.at)



Printed according to criteria of the  
Austrian Eco-Label  
"printed products": gugler\*print, Melk,  
UWZ no. 609, [www.gugler.at](http://www.gugler.at)



This paper is from material from  
well-managed, FSC®-certified  
forests and other controlled  
sources.



klimapositiv gedruckt



\*Our contribution to the reforestation project of BOKU Vienna in Ethiopia.

Your partner for BG-Graspointner drainage systems.

BG